

AIS Optional 34-Week Essentials in Literature Plan Level 7
A Pacing Guide to cover all concepts while accommodating for special learning needs.

IMPORTANT: Prior to beginning, watch the preliminary videos about how to use the curriculum as well as read all the Curriculum Information in the Teacher Handbook.

General notes about using the Essentials in Literature : Alternative Instructional Strategies Plan:



- If an activity/section is not listed on the plan, students are expected to skip that activity/section.
- It is suggested that the student create a Reader’s Notebook or Resource Book in which they will record notes that will serve as a study guide and aid to help them complete assignments and assessments. (Suggested items for Reader’s Notebook include the following: definitions of literature terms, vocabulary words, charts, examples of figurative language, etc.)
- Stories and any necessary text may be read aloud to the student.
- Use notes/text to complete activities.
- Adjust grading to reflect individual student goals.
- Any suggested written responses may be completed through discussion.
- It is not necessary to complete every activity listed in this plan. The teacher may determine which selections may be omitted.


Symbol Key is located on the footer of each page.

		Essentials in Writing – With no Accommodations	Essentials in Literature Alternative Instructional Strategies	
Week 1	1		1	
		<p style="text-align: center;">UNIT ONE: GRAMMAR</p> <p>Watch Lesson 1 video (length: 2:51) // Read Lesson 1 text Complete Lesson 1 activity <i>Adjectives in Action</i> Watch Lesson 2 video (9:59) // Read Lesson 2 text Complete Day 1 activity</p>		<p style="text-align: center;">FICTION UNIT</p> <p><i>Analyzing Fiction</i> If needed, read the sections aloud to the student. Help the student identify material to include in the Reader’s Notebook (i.e. definitions of bold-print words, diagram of the stages of plot, etc.) Watch Day 1 video (length: 6:25) // Read Day 1 text</p>
	2		2	
		* Rewatch Lesson 2 video (9:59) // Reread Lesson 2 text Complete Day 2 activities		Watch Day 2 video (4:12) // Read Day 2 text


* only complete as necessary (A) located in Assessment/Resource Book ♦ locate material online or in library □ may need to prepare/introduce in advance ⓘ can be submitted to the EIW Scoring Service


Essentials in Literature Alternative Instructional Strategies

	3		3	
		* Rewatch Lesson 2 video (9:59) // Reread Lesson 2 text Complete Day 3 activity		Watch Day 3 video (6:20) // Read Day 3 text
	4		4	
		* Rewatch Lesson 2 video (9:59) // Reread Lesson 2 text Complete Day 4 activities		Watch Day 4 video (3:50) // Read Day 4 text
	5		5	
		* <i>Complete Assessment 1 (A)</i>		“Seventh Grade” Read Day 1 text Meet the Author
Week 2	6		6	
		<i>Action Verbs in Action</i> Watch Lesson 3 video (8:56) // Read Lesson 3 text Complete Day 1 activities		Watch Day 2 video (4:43) // Read Day 2 text Analyzing Literature: Setting * Complete Vocabulary – <i>Sentences are optional</i>
	7		7	
		* Rewatch Lesson 3 video (8:56) // Reread Lesson 3 text Complete Day 2 activity		Watch Day 3 video (3:33) // Read Day 3 text Access the Backdrop Making Life’s Connections ♦ <i>Read “Seventh Grade”</i> Complete Reading Focus: Identify Sequence – <i>May be completed through discussion</i>
	8		8	
		* Rewatch Lesson 3 video (8:56) // Reread Lesson 3 text Complete Day 3 activity		Watch Day 4 video (3:33) // Read Day 4 text Complete Analyzing Literary Elements (choose 3) Complete Check Comprehension
	9		9	
		* Rewatch Lesson 3 video (8:56) // Reread Lesson 3 text Complete Day 4 activities		Watch Day 5 video (4:05) // Read Day 5 text Complete Analyzing Figurative Language <i>Optionally</i> complete <u>one</u> of the following: <input type="checkbox"/> One (1) Extended Activity Writing Connection


* only complete as necessary (A) located in Assessment/Resource Book ♦ locate material online or in library □ may need to prepare/introduce in advance  can be submitted to the EIW Scoring Service


Essentials in Literature Alternative Instructional Strategies

	10		10	
		* <i>Complete Assessment 2 (A)</i>		Watch Independent Practice video (10:36) Complete “Seventh Grade” Independent Practice <i>ADJUSTMENT: Choose one (1) Connection Reflection: Written Response question to use as a platform for discussion the story.</i>
Week 3	11		11	
		<i>Adverbs in Action</i> Watch Lesson 4 video (6:11) // Read Lesson 4 text Complete Day 1 activity		<i>“Thank You, M’am”</i> Read Day 1 text Meet the Author Complete Research Activity
	12		12	
		* Rewatch Lesson 4 video (6:11) // Reread Lesson 4 text Complete Day 2 activities		Watch Day 2 video (3:27) // Read Day 2 text Analyzing Literature: Plot * Complete Vocabulary – <i>Sentences are optional</i>
	13		13	
		* Rewatch Lesson 4 video (6:11) // Reread Lesson 4 text Complete Day 3 activities 		Watch Day 3 video (1:59) // Read Day 3 text Access the Backdrop Making Life’s Connections ♦ <i>Read “Thank You, M’am”</i> Complete Reading Focus: Making Connections – <i>Skip writing activity; use only as a platform for discussion</i>
	14		14	
	* <i>Complete Assessment 3 (A)</i>		Watch Day 4 video (2:38) // Read Day 4 text Complete Analyzing Literary Elements – <i>Answer only #1 and #2</i> Complete Check Comprehension – <i>Complete verbally</i> Complete Connection Reflection – <i>Use these questions to facilitate discussion about the story</i>	
	15		15	
		<i>Prepositional Phrases in Action</i> Watch Lesson 5 video (9:27) // Read Lesson 5 text Complete Day 1 activity		Watch Day 5 video (1:36) // Read Day 5 text Complete Analyzing Figurative Language Complete Writing Connection – <i>Optional</i>


* only complete as necessary (A) located in Assessment/Resource Book ♦ locate material online or in library □ may need to prepare/introduce in advance  can be submitted to the EIW Scoring Service


Essentials in Literature Alternative Instructional Strategies

Week 4	16	16	
		* Rewatch Lesson 5 video (9:27) // Reread Lesson 5 text Complete Day 2 activities	Watch Independent Practice video (1:33) Complete “Thank You, M’am” Independent Practice <i>ADJUSTMENTS:</i> <i>Analyzing Literary Elements – optional; may be completed as a discussion</i> <i>Connection Reflection: Written Response – Answer either #1 or #2</i>
	17	17	
		* Rewatch Lesson 5 video (9:27) // Reread Lesson 5 text Complete Day 3 activities	“The White Umbrella” Read Day 1 text Meet the Author Complete Research Activity – <i>May be completed as a discussion</i>
	18	18	
		* <i>Complete Assessment 4 (A)</i>	Watch Day 2 video (3:07) // Read Day 2 text Analyzing Literature: Conflict * Complete Vocabulary – <i>Sentences are optional</i>
	19	19	
	Gerunds in Action Watch Lesson 6 video (5:55) // Read Lesson 6 text Complete Day 1 activity	Watch Day 3 video (2:31) // Read Day 3 text Access the Backdrop Making Life’s Connections ♦ <i>Read “The White Umbrella”</i> Complete Reading Focus: Making Inferences	
20	20		
	* Rewatch Lesson 6 video (5:55) // Reread Lesson 6 text Complete Day 2 activity	Watch Day 4 video (5:15) // Read Day 4 text Complete Analyzing Literary Elements (choose 3) – <i>Use these questions to facilitate discussion about the story</i> Complete Check Comprehension Complete Connection Reflection (choose 2 from #9, #10, and #11)	

* only complete as necessary (A) located in Assessment/Resource Book ♦ locate material online or in library □ may need to prepare/introduce in advance  can be submitted to the EIW Scoring Service


Essentials in Literature Alternative Instructional Strategies

Week 5	21		21	
		* <i>Complete Assessment 5 (A)</i>		Watch Day 5 video (1:34) // Read Day 5 text Complete Analyzing Figurative Language Complete Writing Connection – <i>Optional</i>
	22		22	
		<i>Vivid Language</i> Watch Lesson 7 video (9:08) // Read Lesson 7 text Complete Day 1 activities		Watch Independent Practice video (1:13) Complete “The White Umbrella” Independent Practice ADJUSTMENTS: <i>Skip Analyzing Literary Elements</i> <i>Skip Connection Reflection: Written Response</i>
	23		23	
		* Rewatch Lesson 7 video (9:08) // Read Lesson 7 text Complete Day 2 activities		“Zebra” Read Day 1 text Meet the Author Complete Research Activity – <i>May be completed as discussion</i>
	24		24	
		 * Rewatch Lesson 7 video (9:08) // Read Lesson 7 text Complete Day 3 activity Complete/Start Day 4 activity		Watch Day 2 video (3:12) // Read Day 2 text Analyzing Literature: Characters * Complete Vocabulary
25		25		
	* <i>Complete Assessment 6 (A)</i>		Watch Day 3 video (2:30) // Read Day 3 text Access the Backdrop Making Life’s Connections ♦ <i>Read “Zebra”</i> Complete Reading Focus: Making Inferences	
Week 6	26		26	
		<i>Independent and Dependent Clauses</i> Watch Lesson 8 video (8:06) // Read Lesson 8 text Complete Day 1 activities		Watch Day 4 video (2:32) // Read Day 4 text Complete Analyzing Literary Elements (choose 3) – <i>Use these questions to facilitate discussion about the story</i> Complete Check Comprehension Complete Connection Reflection – <i>Answer only #8 and #10</i>

* only complete as necessary (A) located in Assessment/Resource Book ♦ locate material online or in library □ may need to prepare/introduce in advance  can be submitted to the EIW Scoring Service

Essentials in Literature Alternative Instructional Strategies

	27	27	27	
		* Rewatch Lesson 8 video (8:06) // Reread Lesson 8 text Complete Day 2 activities		Watch Day 5 video (4:38) // Read Day 5 text Complete Analyzing Figurative Language <i>Optionally</i> complete <u>one</u> of the following: <input type="checkbox"/> One (1) Extended Activity Writing Connection
	28	28	28	
		<i>Simple and Compound Sentences</i> Watch Lesson 9 video (6:35) // Read Lesson 9 text Complete Day 1 activities		Watch Independent Practice video (3:50) Complete “Zebra” Independent Practice <i>ADJUSTMENT: Connection Reflection: Written Response – Answer only #2</i>
	29	29	29	
		* Rewatch Lesson 9 video (6:35) // Reread Lesson 9 text Complete Day 2 activities		<i>“Cricket in the Road”</i> Read Day 1 text Meet the Author Complete Research Activity – <i>May be completed as a discussion</i>
30	30	30	30	
	* Rewatch Lesson 9 video (6:35) // Reread Lesson 9 text Complete Day 3 activities		Watch Day 2 video (4:22) // Read Day 2 text Analyzing Literature: Conflict * Complete Vocabulary – <i>Sentences are optional</i>	
Week 7	31	31	31	
		<i>Compound Sentences and Avoiding Sentence Errors</i> Watch Lesson 10 video (5:40) // Read Lesson 10 text Complete Day 1 activities		Watch Day 3 video (3:38) // Read Day 3 text Access the Backdrop Making Life’s Connections ♦ <i>Listen to “Cricket in the Road”</i> Complete Reading Focus: Making Predictions
	32	32	32	
	* Rewatch Lesson 10 video (5:40) // Reread Lesson 10 text Complete Day 2 activities		Watch Day 4 video (3:49) // Read Day 4 text Complete Analyzing Literary Elements (choose 3) – <i>Use these questions to facilitate discussion about the story</i> ↓↓	

* only complete as necessary (A) located in Assessment/Resource Book ♦ locate material online or in library may need to prepare/introduce in advance  can be submitted to the EIW Scoring Service


Essentials in Literature Alternative Instructional Strategies

			Complete Check Comprehension Complete Connection Reflection – <i>Answer only #10 and #11</i>
	33	33	
	* Rewatch Lesson 10 video (5:40) // Reread Lesson 10 text Complete Day 3 activities		Watch Day 5 video (3:34) // Read Day 5 text Complete Analyzing Figurative Language <i>Optionally</i> complete <u>one</u> of the following: <input type="checkbox"/> One (1) Extended Activity Writing Connection
	34	34	
	* <i>Complete Assessment 7 (A)</i>		Complete “Cricket in the Road” Independent Practice <i>ADJUSTMENT: Connection Reflection: Written Response – Choose one question to answer</i>
	35	35	
	Complex Sentences Watch Lesson 11 video (9:10) // Read Lesson 11 text Complete Day 1 activities		“One Ordinary Day, with Peanuts” Read Day 1 text Meet the Author Complete Research Activity
Week 8	36	36	
	* Rewatch Lesson 11 video (9:10) // Reread Lesson 11 text Complete Day 2 activities		Watch Day 2 video (3:05) // Read Day 2 text Analyzing Literature: Irony * Complete Vocabulary
	37	37	
	* Rewatch Lesson 11 video (9:10) // Reread Lesson 11 text Complete Day 3 activities		Watch Day 3 video (2:14) // Read Day 3 text Access the Backdrop Making Life’s Connections ↓↓ ♦ <i>Read “One Ordinary Day, with Peanuts”</i> Complete Reading Focus: Cause and Effect
	38	38	
	Complex Sentences and Avoiding Sentence Errors Watch Lesson 12 video (7:15) // Read Lesson 12 text Complete Day 1 activities		Watch Day 4 video (2:07) // Read Day 4 text Complete Analyzing Literary Elements (choose 3) Complete Check Comprehension ↓↓

* only complete as necessary (A) located in Assessment/Resource Book ♦ locate material online or in library □ may need to prepare/introduce in advance ⓘ can be submitted to the EIW Scoring Service


Essentials in Literature Alternative Instructional Strategies

			Complete Connection Reflection (choose 2)
	39		39
	* Rewatch Lesson 12 video (7:15) // Reread Lesson 12 text Complete Day 2 activities		Watch Day 5 video (3:04) // Read Day 5 text Complete Analyzing Figurative Language <input type="checkbox"/> Complete one (1) Extended Activity – <i>Optional</i>
	40		40
	* <i>Complete Assessment 8 (A)</i>		Complete “One Ordinary Day, with Peanuts” Independent Practice <i>ADJUSTMENT: Connection Reflection: Written Response – Use these questions to facilitate discussion about the story</i>
Week 9	41		41
	<i>Varied Sentences in a Composition</i> Watch Lesson 13 video (7:34) // Read Lesson 13 text Complete Day 1 activities		“ <i>Nadia the Willful</i> ” Read Day 1 text Meet the Author <i>Read Research Activity information, but skip activity</i>
	42		42
	* Rewatch Lesson 13 video (7:34) // Reread Lesson 13 text Complete Day 2 activities		Watch Day 2 video (3:19) // Read Day 2 text Analyzing Literature: Character Qualities * Complete Vocabulary – <i>Sentences are optional</i>
	43		43
	* Rewatch Lesson 13 video (7:34) // Reread Lesson 13 text Complete Day 3 activity		Watch Day 3 video (2:25) // Read Day 3 text Access the Backdrop Making Life’s Connections ♦ <i>Read “Nadia the Willful”</i> Complete Reading Focus: Visualizing
	44		44
	* Rewatch Lesson 13 video (7:34) // Reread Lesson 13 text Complete Day 4 activity		Watch Day 4 video (3:13) // Read Day 4 text Complete Analyzing Literary Elements (choose 3) – <i>Use these questions to facilitate discussion about the story</i> Complete Check Comprehension
45		45	
	* Rewatch Lesson 13 video (7:34) // Reread Lesson 13 text ↓↓		Watch Day 5 video (2:25) // Read Day 5 text ↓↓

* only complete as necessary (A) located in Assessment/Resource Book ♦ locate material online or in library may need to prepare/introduce in advance  can be submitted to the EIW Scoring Service

Essentials in Literature Alternative Instructional Strategies

	Complete Day 5 activity		Complete Analyzing Figurative Language □ Complete one (1) Extended Activity – <i>Optional</i>
Week 10	46		46
		* Rewatch Lesson 13 video (7:34) // Reread Lesson 13 text Complete Day 6 activity	Complete “Nadia the Willful” Independent Practice <i>ADJUSTMENT: Skip the Connection Reflection: Written Activity</i>
	47		47
		* Rewatch Lesson 13 video (7:34) // Reread Lesson 13 text Complete Day 7 activity	Study for Fiction Summative Assessment
	48		48
		Using Appositives Watch Lesson 14 video (5:58) // Read Lesson 14 text Complete Day 1 activities	<input type="checkbox"/> Complete Fiction Summative Assessment (♦ Read “Flowers and Freckle Cream”) <i>OPTIONS FOR COMPLETEING SUMMATIVE ASSESSMENT:</i> 1. Complete over the course of 2 days. Complete the first half on Day 1 and the second half (which covers “Flowers and Freckle Cream”) on Day 2. 2. Complete only the first half of the assessment; skip “Flowers and Freckle Cream.” <i>ADJUSTMENTS to “Flowers and Freckle Cream”:</i> Skip Analyzing Literary Elements: Plot Skip Vocabulary Skip Connection Reflection: Written Response <i>GENERAL GUIDELINES:</i> - Allow the student to use the text and/or their notes to assist with the assessment. - Allow the student to complete any chosen section verbally.
	49		49
		* Rewatch Lesson 14 video (5:58) // Reread Lesson 14 text Complete Day 2 activity	No assignment OR Continue Fiction Summative Assessment
50		50	
	* <i>Complete Assessment 9 (A)</i>	No assignment OR Continue Fiction Summative Assessment	

* only complete as necessary (A) located in Assessment/Resource Book ♦ locate material online or in library □ may need to prepare/introduce in advance  can be submitted to the EIW Scoring Service

Week 11	51		51	One-Week Break
		Using Transitions Watch Lesson 15 video (9:29) // Read Lesson 15 text Complete Day 1 activities		
	52		52	
		* Rewatch Lesson 15 video (9:29) // Reread Lesson 15 text Complete Day 2 activities		
	53		53	
		* Rewatch Lesson 15 video (9:29) // Reread Lesson 15 text Complete Day 3 activities		
	54		54	
		* Complete Assessment 10 (A)		
	55		55	
	Pronouns and Antecedents Watch Lesson 16 video (8:04) // Read Lesson 16 text Complete Day 1 activities			
Week 12	56		56	NONFICTION UNIT
		* Rewatch Lesson 16 video (8:04) // Reread Lesson 16 text Complete Day 2 activities		Analyzing Nonfiction <i>If needed, read the sections aloud to the student. Help the student identify material to include in the Reader's Notebook (i.e. definitions of bold-print words, types of nonfiction, lists, etc.)</i> Watch Day 1 video (4:01) // Read Day 1 text
	57		57	
		* Rewatch Lesson 16 video (8:04) // Reread Lesson 16 text Complete Day 3 activities		Watch Day 2 video (4:21) // Read Day 2 text
	58		58	
	* Complete Assessment 11 (A)			Watch Day 3 video (3:34) // Read Day 3 text

	59		59	
		Subject/Verb Agreement Watch Lesson 17 video (7:04) // Read Lesson 17 text Complete Day 1 activity		Watch Day 4 video (5:14) // Read Day 4 text
	60		60	
		* Rewatch Lesson 17 video (7:04) // Reread Lesson 17 text Complete Day 2 activities		“Dirk the Protector” Read Day 1 text Meet the Author <i>Read Research Activity information, but skip activity</i>
Week 13	61		61	
		* Rewatch Lesson 17 video (7:04) // Reread Lesson 17 text Complete Day 3 activities		Watch Day 2 video (4:15) // Read Day 2 text Analyzing Literature: Memoir * Complete Vocabulary – <i>Student may use a dictionary to look up words in a traditional manner</i>
	62		62	
		Don’t/Doesn’t Problem Watch Lesson 18 video (5:07) // Read Lesson 18 text Complete Day 1 activities		Watch Day 3 video (1:57) // Read Day 3 text Access the Backdrop Making Life’s Connections ♦ <i>Read “Dirk the Protector”</i> Complete Reading Focus: Making Predictions
	63		63	
		* Rewatch Lesson 18 video (5:07) // Reread Lesson 18 text Complete Day 2 activities		Watch Day 4 video (3:45) // Read Day 4 text Complete Analyzing Literary Elements (choose 3) – <i>Use these questions to facilitate discussion about the memoir</i> Complete Connection Reflection – <i>Answer only #10</i>
64		64		
	* Rewatch Lesson 18 video (5:07) // Reread Lesson 18 text Complete Day 3 activities		Watch Day 5 video (2:36) // Read Day 5 text Complete Analyzing Figurative Language <i>Optionally</i> complete Writing Connection	

* only complete as necessary (A) located in Assessment/Resource Book ♦ locate material online or in library □ may need to prepare/introduce in advance ⓘ can be submitted to the EIW Scoring Service

Essentials in Literature Alternative Instructional Strategies

	65		65	
		* <i>Complete Assessment 12 (A)</i>		Complete “Dirk the Protector” Independent Practice <i>ADJUSTMENT: Skip Connection Reflection: Written Response</i>
Week 14	66		66	
		Homophones Watch Lesson 19 video (8:54) // Read Lesson 19 text Complete Day 1 activity		“A Brief History of Chocolate” Read Day 1 text Reading for Information
	67		67	
		* Rewatch Lesson 19 video (8:54) // Reread Lesson 19 text Complete Day 2 activities		Watch Day 2 video (2:19) // Read Day 2 text Analyzing Literature: An Article * Complete Vocabulary – <i>Sentences are optional</i>
	68		68	
		* Rewatch Lesson 19 video (8:54) // Reread Lesson 19 text Complete Day 3 activities		Watch Day 3 video (2:35) // Read Day 3 text Access the Backdrop Making Life’s Connections ♦ <i>Read “A Brief History of Chocolate”</i> Complete Reading Focus: Monitor
	69		69	
		* <i>Complete Assessment 13 (A)</i>		Watch Day 4-5 video (3:07) // Read Day 4-5 text Complete Analyzing an Article (choose 4) Complete Check Comprehension – <i>Use these questions to facilitate discussion about the article</i>
	70		70	
		Unclear Subject Problem Watch Lesson 20 video (5:23) // Read Lesson 20 text Complete Day 1 activity		* Rewatch Day 4-5 video (3:07) // Reread Day 4-5 text Complete Analyzing an Article □ <i>Optionally</i> complete one (1) Extended Activity
Week 15	71		71	
		* Rewatch Lesson 20 video (5:23) // Reread Lesson 20 text Complete Day 2 activities		“Abdul Rahman Biography” Read Day 1 text A Biography

* only complete as necessary (A) located in Assessment/Resource Book ♦ locate material online or in library □ may need to prepare/introduce in advance ⓘ can be submitted to the EIW Scoring Service

Essentials in Literature Alternative Instructional Strategies


	72		72	
		* Rewatch Lesson 20 video (5:23) // Reread Lesson 20 text Complete Day 3 activities		Watch Day 2 video (3:56) // Read Day 2 text Analyzing Literature: Biography * Complete Vocabulary – <i>Sentences are optional</i>
	73		73	
		* <i>Complete Assessment 14 (A)</i>		Watch Day 3 video (2:26) // Read Day 3 text Access the Backdrop Making Life’s Connections ♦ <i>Read “Abdul Rahman Biography”</i>
	74		74	
		Paraphrasing Watch Lesson 21 video (6:31) // Read Lesson 21 text Complete Day 1 activity		Watch Day 4 video (2:50) // Read Day 4 text Complete Analyzing a Biography (choose 3) Complete Connection Reflection – <i>Use these questions to facilitate discussion about the biography</i>
75		75		
	* Rewatch Lesson 21 video (6:31) // Reread Lesson 21 text Complete Day 2 activities		Watch Day 5 video (1:38) // Read Day 5 text □ <i>Optionally complete one (1) Extended Activity</i>	
Week 16	76		76	
		Writing a Summary Watch Lesson 22 video (4:33) // Read Lesson 22 text Complete Day 1 activities		“Oh Broom, Get to Work” Read Day 1 text Meet the Author Complete Research Activity – <i>Student may need to search on the internet for the meanings/descriptions of these items</i>
	77		77	
		* Rewatch Lesson 22 video (4:33) // Reread Lesson 22 text Complete Day 2 activities		Watch Day 2 video (2:47) // Read Day 2 text Analyzing Literature: Memoir * Complete Vocabulary
78		78		
	* <i>Complete Assessment 15 (A)</i>		Watch Day 3 video (2:24) // Read Day 3 text Access the Backdrop ♦ <i>Read or Listen to “Oh Broom, Get to Work”</i> ↓↓	


* only complete as necessary (A) located in Assessment/Resource Book ♦ locate material online or in library □ may need to prepare/introduce in advance ⓘ can be submitted to the EIW Scoring Service



Essentials in Literature Alternative Instructional Strategies


				Complete Reading Focus: Visualizing
	79		79	
		Complete Unit One Comprehensive Assessment (A)		Watch Day 4 video (2:45) // Read Day 4 text Complete Analyzing Literary Elements – <i>Answer only #1 and #4</i> Complete Check Comprehension Complete Connection Reflection – <i>Use these questions to facilitate discussion about the memoir</i>
	80		80	
		No assignment		Watch Day 5 video (2:20) // Read Day 5 text Complete Analyzing Figurative Language <input type="checkbox"/> <i>Optionally</i> one (1) Extended Activity
Week 17	81	One-Week Break	81	
			Complete “Oh Broom, Get to Work” Independent Practice <i>ADJUSTMENTS:</i> <i>Skip Analyzing Literary Elements</i> <i>Answer only #2 of Connection Reflection: Written Response; may be answered verbally</i>	
	82		82	
			“ <i>Waiting for the Second Table</i> ” Read Day 1 text Pre-reading Activity: What Do You Know? Complete Research Activity	
	83		83	
			Watch Day 2 video (3:32) // Read Day 2 text Analyzing Literature: Cartoons	
84	84	84		
				Watch Day 3 video (1:43) // Read Day 3 text Access the Backdrop Making Life’s Connections <i>View “Waiting for the Second Table”</i> Complete Reading Focus: Author’s Purpose – <i>Use this chart to facilitate discussion about the cartoon</i>

* only complete as necessary (A) located in Assessment/Resource Book ♦ locate material online or in library □ may need to prepare/introduce in advance ⓘ can be submitted to the EIW Scoring Service



	85		85	
				Watch Day 4 video (2:18) // Read Day 4 text
Week 18	86		86	
		UNIT TWO: COMPOSITION <i>The Writing Process</i> Watch Lesson 23 video (9:11) // Read Lesson 23 text Complete Lesson 23 activity		Watch Day 5 video (2:12) // Read Day 5 text Complete Check Comprehension – <i>Use these questions to facilitate discussion about the cartoon</i>
	87		87	
		<i>Paragraph Overview</i> Watch Lesson 24 video (9:15) // Read Lesson 24 text Complete Lesson 24 activities		Read Day 6 text <i>View “How Long, O Lord, How Long?”</i> Complete Analyzing a Cartoon – <i>Answer only #3, #4, and #5</i> <input type="checkbox"/> <i>Optionally</i> complete one (1) Extended Activity
	88		88	
		<i>Expository Paragraph</i> Watch Lesson 25 video (6:08) // Read Lesson 25 text ↓↓ Complete Lesson 25 activity – Brainstorm		Study for Nonfiction Summative Assessment
	89		89	
	Watch Lesson 26 video (8:43) // Read Lesson 26 text Complete Lesson 26 activities – Organize and Draft		Complete/Start Nonfiction Summative Assessment (♦ <i>Read “The Night the Bed Fell”</i>) (♦ <i>Read “Healthy Sleep Habits”</i>) <i>ADJUSTMENT:</i> <i>Student may skip the sections covering “The Night the Bed Fell” and “Healthy Sleep Habits,” or use them as optional additional practice covering nonfiction texts.</i>	
90		90		
	 Watch Lesson 27 video (10:40) // Read Lesson 27 text Complete Lesson 27 activities – Revise and Final Draft		No assignment OR Finish Nonfiction Summative Assessment	


* only complete as necessary (A) located in Assessment/Resource Book ♦ locate material online or in library □ may need to prepare/introduce in advance  can be submitted to the EIW Scoring Service

Week 19	91		91	One-Week Break
		Persuasive Paragraph Watch Lesson 28 video (4:39) // Read Lesson 28 text Complete Lesson 28 activity – Brainstorm		
	92		92	
		Watch Lesson 29 video (9:33) // Read Lesson 29 text Complete Lesson 29 activities – Organize and Draft		
	93		93	
		Watch Lesson 30 video (11:11) // Read Lesson 30 text Complete Lesson 30 activities – Revise and Final Draft		
	94		94	
		Descriptive Paragraph Watch Lesson 31 video (6:48) // Read Lesson 31 text Complete Lesson 31 activity – Brainstorm		
95		95		
	Watch Lesson 32 video (9:10) // Read Lesson 32 text Complete Lesson 32 activities – Organize and Draft			
Week 20	96		96	NOVEL UNIT
		Watch Lesson 33 video (12:24) // Read Lesson 33 text Complete Lesson 33 activities – Revise and Final Draft		Roll of Thunder, Hear My Cry <i>Student may read the novel text or listen to an audio recording of the novel.</i> <i>Student can keep a Reader’s Notebook for the novel in which they keep track of things like vocabulary, descriptions of characters, timelines, etc.</i> Watch Day 1 video (3:33) // Read Day 1 text Meet the Author Making Life’s Connections
	97		97	
	Compare Paragraph Watch Lesson 34 video (5:40) // Read Lesson 34 text ↓↓			Watch Day 2 video (4:56) // Read Day 2 text Access the Backdrop ↓↓

* only complete as necessary (A) located in Assessment/Resource Book ♦ locate material online or in library □ may need to prepare/introduce in advance  can be submitted to the EIW Scoring Service

Essentials in Literature Alternative Instructional Strategies


	Complete Lesson 34 activity – Brainstorm		<i>Because of the amount of information included in this section, consider discussing the concepts/definitions covered verbally with the student.</i>
98		98	
	Watch Lesson 35 video (9:31) // Read Lesson 35 text Complete Lesson 35 activities – Organize and Draft		Watch Day 3 video (3:23) // Read Day 3 text Access the Backdrop <i>Because of the amount of information included in this section, consider discussing the concepts/definitions covered verbally with the student.</i>
99		99	
	Watch Lesson 36 video (6:23) // Read Lesson 36 text Complete Lesson 36 activities – Revise and Final Draft		Watch Day 4 video (7:28) // Read Day 4 text Access the Backdrop <i>Because of the amount of information included in this section, consider discussing the concepts/definitions covered verbally with the student.</i>
100		100	
	Contrast Paragraph Watch Lesson 37 video (8:57) // Read Lesson 37 text Complete Lesson 37 activities – Brainstorm, Organize, and Draft		Section One Watch Day 5 video (2:18) // Read Day 5 text Reading Focus: Predicting * Complete Vocabulary – <i>Completing vocabulary cards or keeping track of terms in the Reader’s Notebook is highly recommended.</i> <i>Teacher may provide additional explanation of definitions as needed</i> ♦ <i>Read Chapter 1</i>
101		101	
	Watch Lesson 38 video (5:53) // Read Lesson 38 text Complete Lesson 38 activities – Revise and Final Draft		♦ <i>Read Chapter 2</i>
102		102	
Week 21	* <i>Complete Assessment 16 (A)</i>		Watch Day 6 video (2:33) // Read Day 6 text Complete Reading Focus: Predicting – <i>Optionally, students can record predictions in the Reader’s Notebook to be checked later.</i> <i>Student might choose to make a 2-column “T-chart” in which they ↓↓</i>


* only complete as necessary (A) located in Assessment/Resource Book ♦ locate material online or in library □ may need to prepare/introduce in advance  can be submitted to the EIW Scoring Service

Essentials in Literature Alternative Instructional Strategies


				<i>record their predictions on one side and whether or not they came true on the other.</i>
	103		103	
		Personal Narrative Watch Lesson 39 video (6:47) // Read Lesson 39 text		Watch Day 7 video (1:52) // Read Day 7 text Complete Analyzing Literature: Setting
	104		104	
		Watch Lesson 40 video (10:08) // Read Lesson 40 text Complete Day 1 activity		♦ <i>Read Chapter 3</i>
	105		105	
		* Rewatch Lesson 40 video (10:08) // Reread Lesson 40 text Complete Day 2 activity		Watch Day 8 video (2:17) // Read Day 8 text Complete Analyzing Literature: Cause and Effect
Week 22	106		106	
		* Rewatch Lesson 40 video (10:08) // Reread Lesson 40 text Complete Day 3 activities		Watch Day 9 video (2:35) // Read Day 9 text Complete Analyzing Literature: Compare and Contrast
	107		107	
		Watch Lesson 41 video (4:33) // Read Lesson 41 text Complete Lesson 41 activity – Brainstorm		Section Two Watch Day 10 video (1:50) // Read Day 10 text Reading Focus: Making Inferences * Complete Vocabulary – <i>See note for Section One.</i> ♦ <i>Read Chapter 4</i>
	108		108	
		Watch Lesson 42 video (5:26) // Read Lesson 42 text Complete Lesson 42 activities – Organize		♦ <i>Read Chapter 5</i>
	109		109	
		Watch Lesson 43 video (11:11) // Read Lesson 43 text Complete Lesson 43 activity – Hook and Draft		♦ <i>Read Chapter 6</i>
110		110		
	Watch Lesson 44 video (8:15) // Read Lesson 44 text Complete Lesson 44 activity – Revise Word Choice		Watch Day 11 video (1:09) // Read Day 11 text Complete Reading Focus: Making Inferences	


* only complete as necessary (A) located in Assessment/Resource Book ♦ locate material online or in library □ may need to prepare/introduce in advance ⓘ can be submitted to the EIW Scoring Service

Week 23	111		111	
		Watch Lesson 45 video (8:59) // Read Lesson 45 text Complete Lesson 45 activity – Revise Sentence Structure		◆ Read Chapter 7
	112		112	
		Watch Lesson 46 video (3:42) // Read Lesson 46 text Complete Lesson 46 activity – Add Dialogue		◆ Read Chapter 8
	113		113	
		Watch Lesson 47 video (2:16) // Read Lesson 47 text Complete Lesson 47 activity – Final Draft		Watch Day 12 video (4:07) // Read Day 12 text Complete Analyzing Literature: Character Traits and Motives
	114		114	
		* Complete Assessment 17 (A)		Watch Day 13 video (5:25) // Read Day 13 text Complete Analyzing Literature: Foreshadowing – <i>First activity is optional</i> Complete Connection Reflection: Written Response
115		115		
	Persuasive Business Letter Watch Lesson 48 video (5:08) // Read Lesson 48 text		Watch Day 14 video (2:49) // Read Day 14 text <i>Optionally</i> complete Analyzing Literature: Imagery	
Week 24	116		116	
		Watch Lesson 49 video (6:40) // Read Lesson 49 text Complete Lesson 49 activity – Brainstorm		Watch Day 15 video (2:40) // Read Day 15 text Complete Connection Reflection: Written Response (choose 1) – <i>Use question to facilitate discussion about the chapters.</i>
	117		117	
		Watch Lesson 50 video (5:49) // Read Lesson 50 text Complete Lesson 50 activities – Organize		Section Three Watch Day 16 video (2:23) // Read Day 16 text Reading Focus: Identifying Sequence – <i>May be completed as a discussion</i> * Complete Vocabulary – <i>See note for Section One</i> ◆ Read Chapter 9
118		118		
	Watch Lesson 51 video (8:14) // Read Lesson 51 text Complete Lesson 51 activities – Organize and Draft Opening Paragraph		◆ Read Chapter 10	

* only complete as necessary (A) located in Assessment/Resource Book ◆ locate material online or in library □ may need to prepare/introduce in advance  can be submitted to the EIW Scoring Service

Essentials in Literature Alternative Instructional Strategies


	119		119	
		Watch Lesson 52 video (8:47) // Read Lesson 52 text Complete Lesson 52 activity – Draft Body Paragraphs		♦ <i>Read Chapter 11</i>
	120		120	
		Watch Lesson 53 video (6:42) // Read Lesson 53 text Complete Lesson 53 activities – Organize and Draft Closing Paragraph		♦ <i>Read Chapter 12</i> Complete Day 16 Reading Focusing: Identifying Sequence
Week 25	121		121	
		Watch Lesson 54 video (8:03) // Read Lesson 54 text Complete Lesson 54 activity – Revise Word Choice		Watch Day 17 video (2:30) // Read Day 17 text
	122		122	
		Watch Lesson 55 video (4:50) // Read Lesson 55 text Complete Lesson 55 activity – Revise Sentence Structure		Watch Day 18 video (4:17) // Read Day 18 text Analyzing Literature: Theme – <i>May be completed as a discussion</i>
	123		123	
		Watch Lesson 56 video (4:40) // Read Lesson 56 text Complete Lesson 56 activity – Final Draft		Start Novel Summative Assessment <i>Student may use their notes and the text as resources during the assessment.</i> ADJUSTMENTS: <i>Analyzing Literature: Conflict – Optional</i> <i>Connection Reflection: Written Response - Optional</i>
	124		124	
		* <i>Complete Assessment 18 (A)</i>		Continue Novel Summative Assessment
125		125		
	<i>Expository Essay</i> Watch Lesson 57 video (8:53) // Read Lesson 57 text		Finish Novel Summative Assessment	
Week 26	126		126	
		Watch Lesson 58 video (7:36) // Read Lesson 58 text Complete Lesson 58 activities – Brainstorm and Organize		<i>OPTIONAL ADJUSTMENTS TO NOVEL CULMINATING ACTIVITY:</i> <i>1. Student may skip the activity, but many may enjoy completing it.</i> <i>2. Student may complete only the sections the Teacher selects</i> ↓↓


* only complete as necessary (A) located in Assessment/Resource Book ♦ locate material online or in library □ may need to prepare/introduce in advance  can be submitted to the EIW Scoring Service

Essentials in Literature Alternative Instructional Strategies


				<p><i>rather than all the activities.</i></p> <p><i>3. Student may complete all the activities but does not have to create the trifold board.</i></p> <p><i>NOTE: Adjust Scoring Guide to match the goals set for the student.</i></p> <p>Watch Novel Culminating Activity Day 1 video (2:43) // Read text Complete Step One activity</p>
	127		127	
		Watch Lesson 59 video (6:56) // Read Lesson 59 text Complete Lesson 59 activities – Organize and Draft Body Paragraph #1		Watch Novel Culminating Activity Day 2 video (1:10) // Read text Complete Analyzing Literature: Character Traits
	128		128	
		Watch Lesson 60 video (3:37) // Read Lesson 60 text Complete Lesson 60 activities – Organize and Draft Body Paragraph #2		Watch Novel Culminating Activity Day 3 video (1:16) // Read text Complete Analyzing Literature: Character Motives
	129		129	
		Watch Lesson 61 video (4:09) // Read Lesson 61 text Complete Lesson 61 activities – Organize and Draft Body Paragraph #3		Watch Novel Culminating Activity Day 4 video (1:09) // Read text Complete Step Two activity Complete Analyzing Literature: Character Development
	130		130	
		Watch Lesson 62 video (7:12) // Read Lesson 62 text Complete Lesson 62 activities – Organize and Draft Opening Paragraph		Watch Novel Culminating Activity Day 5 video (1:43) // Read text Complete Step Three activity Complete Analyzing Literature: Problem and Solution
Week 27	131		131	One-Week Break
		Watch Lesson 63 video (7:01) // Read Lesson 63 text Complete Lesson 63 activities – Organize and Draft Closing Paragraph		
	132		132	
		Watch Lesson 64 video (9:28) // Read Lesson 64 text Complete Lesson 64 activity – Revise Word Choice		


* only complete as necessary (A) located in Assessment/Resource Book ♦ locate material online or in library □ may need to prepare/introduce in advance ⓘ can be submitted to the EIW Scoring Service

Week 28	133		133	
		Watch Lesson 65 video (11:25) // Read Lesson 65 text Complete Lesson 65 activity – Revise Sentence Structure		
	134		134	
		Watch Lesson 66 video (3:09) // Read Lesson 66 text Complete Lesson 66 activity – Final Draft		
	135		135	
		* Complete Assessment 19 (A)		
	136		136	POETRY UNIT
		Descriptive Personal Letter Watch Lesson 67 video (4:12) // Read Lesson 67 text		Analyzing Poetry <i>If needed, read the sections aloud to the student. Help the student identify material to include in the Reader’s Notebook (i.e. common terms like lines, stanzas, genres, figurative language definitions, etc.)</i> Watch Day 1 video (5:11) // Read Day 1 text
	137		137	
		Watch Lesson 68 video (6:25) // Read Lesson 68 text Complete Lesson 68 activities – Brainstorm		Watch Day 2 video (4:37) // Read Day 2 text
138		138		
	Watch Lesson 69 video (5:26) // Read Lesson 69 text Complete Lesson 69 activities – Organize and Draft Opening Paragraph		Watch Day 3 video (3:08) // Read Day 3 text	
139		139		
	Watch Lesson 70 video (8:34) // Read Lesson 70 text Complete Lesson 70 activity – Organize Body Paragraph		Watch Day 4 video (3:27) // Read Day 4 text	
140		140		
	Watch Lesson 71 video (11:16) // Read Lesson 71 text Complete Lesson 71 activity – Draft Body Paragraph		Watch Day 5 video (3:39) // Read Day 5 text	

* only complete as necessary (A) located in Assessment/Resource Book ♦ locate material online or in library □ may need to prepare/introduce in advance  can be submitted to the EIW Scoring Service

Essentials in Literature Alternative Instructional Strategies

Week 29	141	141	Watch Lesson 72 video (3:38) // Read Lesson 72 text Complete Lesson 72 activities – Organize and Draft Closing Paragraph	Watch Day 6 video (4:51) // Read Day 6 text
	142	142	Watch Lesson 73 video (5:29) // Read Lesson 73 text Complete Lesson 73 activity – Revise Word Choice	Watch Day 7 video (4:33) // Read Day 7 text
	143	143	Watch Lesson 74 video (5:40) // Read Lesson 74 text Complete Lesson 74 activity – Revise Sentence Structure	“Under the Back Porch” Read Day 1 text Meet the Poet Making Life’s Connections
	144	144	 Watch Lesson 75 video (1:17) // Read Lesson 75 text Complete Lesson 75 activity – Final Draft	Watch Day 2 video (2:47) // Read Day 2 text Access the Backdrop ♦ Read “Under the Back Porch” – Optional: Read poem aloud to student or allow them access to an audio recording. Complete Analyzing Figurative Language: Simile
	145	145	* Complete Assessment 20 (A)	Watch Day 3 video (1:51) // Read Day 3 text
	146	146	Research Project Watch Lesson 76 video (7:44) // Read Lesson 76 text	Read Day 4 text Complete Comprehend and Connect (choose 3) – Use these questions to facilitate discussion about the poem. Optionally complete <u>one</u> of the following: Writing Poetry Speaking and Listening
	147	147	Watch Lesson 77 video (6:14) // Read Lesson 77 text Complete Lesson 77 activity – Brainstorm	OPTIONAL: Watch Day 5 video (1:26) // Read Day 5 text ♦ Read “My Bed is a Boat” ↓ ↓

* only complete as necessary (A) located in Assessment/Resource Book ♦ locate material online or in library □ may need to prepare/introduce in advance  can be submitted to the EIW Scoring Service

Essentials in Literature Alternative Instructional Strategies

			Complete Analyzing Figurative Language: Simile and Metaphor
	148	148	
	Watch Lesson 78 video (6:03) // Read Lesson 78 text Complete Lesson 78 activity – Research Questions		“The Walrus and the Carpenter” Read Day 1 text Meet the Poet Making Life’s Connections
	149	149	
	Watch Lesson 79 video (7:53) // Read Lesson 79 text		Watch Day 2 video (1:54) // Read Day 2 text Access the Backdrop ♦ Read “The Walrus and the Carpenter” – <i>Optional: Read poem aloud to student or allow them access to an audio recording.</i> Complete Analyzing Figurative Language: Personification
	150	150	
	Watch Lesson 80 video (7:24) // Read Lesson 80 text		Watch Day 3 video (3:22) // Read Day 3 text <i>Optionally</i> complete Elements of Poetry: Rhyme Scheme
Week 31	151	151	
	Watch Lesson 81 video (9:53) // Read Lesson 81 text		Read Day 4 text Complete Comprehend and Connect (choose 3) <i>Optionally</i> complete <u>one</u> of the following: Writing Poetry Speaking and Listening
	152	152	
	Watch Lesson 82 video (6:21) // Read Lesson 82 text Start Lesson 82 activity – Research		<i>OPTIONAL:</i> Watch Day 5 video (2:00) // Read Day 5 text ♦ Read “The Owl and the Pussy-Cat” Complete Elements of Poetry: Rhyme Scheme
	153	153	
	Continue Lesson 82 activity – Research		“Opportunity” Read Day 1 text Meet the Poet Making Life’s Connections


* only complete as necessary (A) located in Assessment/Resource Book ♦ locate material online or in library □ may need to prepare/introduce in advance ⓘ can be submitted to the EIW Scoring Service


Week 32	154		154	
		Continue Lesson 82 activity – Research		Watch Day 2 video (1:31) // Read Day 2 text Access the Backdrop ♦ Read “Opportunity” – <i>Optional: Read poem aloud to student or allow them access to an audio recording.</i> Complete Analyzing Figurative Language: Imagery
	155		155	
		Finish Lesson 82 activity – Research		Watch Day 3 video (2:15) // Read Day 3 text <i>Optionally</i> complete Elements of Poetry: Narrative Poetry
	156		156	
		Watch Lesson 83 video (5:56) // Read Lesson 83 text Complete Lesson 83 activity – Organize Notecards and Thesis Statement		Read Day 4 text Complete Comprehend and Connect – <i>Answer only #3 and #4</i> <i>Optionally</i> complete <u>one</u> of the following: Writing Poetry Speaking and Listening
157		157		
	Watch Lesson 84 video (9:01) // Read Lesson 84 text Start Lesson 84 activity – Draft Body Paragraphs		<i>OPTIONAL:</i> Watch Day 5 video (0:56) // Read Day 5 text ♦ Read “Casey at the Bat” Complete Elements of Poetry: Narrative Poetry	
158		158		
	* Rewatch Lesson 84 video (9:01) // Reread Lesson 84 text Finish Lesson 84 activity – Draft Body Paragraphs		“All That is Gold Does Not Glitter” Read Day 1 text Meet the Poet Making Life’s Connections	
159		159		
	Watch Lesson 85 video (8:08) // Read Lesson 85 text Complete Lesson 85 activities – Organize and Draft Opening Paragraph		Watch Day 2 video (2:50) // Read Day 2 text Access the Backdrop ♦ Read “All That is Gold Does Not Glitter” – <i>Optional: Read poem aloud to student or allow them access to an audio recording.</i> Complete Analyzing Figurative Language: Imagery	

* only complete as necessary (A) located in Assessment/Resource Book ♦ locate material online or in library □ may need to prepare/introduce in advance ⓘ can be submitted to the EIW Scoring Service

Week 33	160	160	160	
		Watch Lesson 86 video (7:18) // Read Lesson 86 text Complete Lesson 86 activities – Organize and Draft Closing Paragraph		Watch Day 3 video (2:05) // Read Day 3 text Complete Elements of Poetry: Lyrical Poetry
	161	161	161	
		Watch Lesson 87 video (8:01) // Read Lesson 87 text Start Lesson 87 activity – Revise Word Choice		Read Day 4 text Complete Comprehend and Connect (choose 3) – <i>Use these questions to facilitate discussion about the poem.</i> <i>Optionally</i> complete <u>one</u> of the following: Writing Poetry Speaking and Listening
	162	162	162	
		* Rewatch Lesson 87 video (8:01) // Reread Lesson 87 text Finish Lesson 87 activity – Revise Word Choice		<i>OPTIONAL:</i> Watch Day 5 video (1:14) // Read Day 5 text ♦ Read “A Red, Red Rose” Complete Elements of Poetry: Lyrical Poetry
	163	163	163	
		Watch Lesson 88 video (7:53) // Read Lesson 88 text Start Lesson 88 activity – Revise Sentence Structure		“Growing Pains” Read Day 1 text Meet the Poet Making Life’s Connections
164	164	164		
	* Rewatch Lesson 88 video (7:53) // Reread Lesson 88 text Finish Lesson 88 activity – Revise Sentence Structure		Watch Day 2 video (2:56) // Read Day 2 text Access the Backdrop ♦ Read “Growing Pains” – <i>Optional: Read poem aloud to student or allow them access to an audio recording.</i> Complete Analyzing Figurative Language: Hyperbole	
165	165	165		
	□ Watch Lesson 89 video (3:36) // Read Lesson 89 text Start Lesson 89 activities – Final Draft (Presentation Board or Written Report)		Watch Day 3 video (2:23) // Read Day 3 text Complete Elements of Poetry: Voice	

* only complete as necessary (A) located in Assessment/Resource Book ♦ locate material online or in library □ may need to prepare/introduce in advance ⓘ can be submitted to the EIW Scoring Service

Week 34	166		166	
		* Rewatch Lesson 89 video (3:36) // Reread Lesson 89 text Finish Lesson 89 activities – Final Draft (Presentation Board or Written Report)		Read Day 4 text Complete Comprehend and Connect (choose 3) – <i>Use these questions to facilitate discussion about the poem.</i> <i>Optionally complete <u>one</u> of the following:</i> Writing Poetry Speaking and Listening
	167		167	
		Watch Lesson 90 video (8:24) // Read Lesson 90 text Complete Lesson 90 activity – Bibliography		<i>OPTIONAL:</i> Watch Day 5 video (1:47) // Read Day 5 text ♦ Read “Love That Boy” Complete Elements of Poetry: Voice
	168		168	
		* Start Unit Two Comprehensive Assessment (A)		Study for Poetry Summative Assessment
	169		169	
		* Finish Unit Two Comprehensive Assessment (A)		Complete Poetry Summative Assessment (♦ Read “It Seems I Test People”) (♦ Read “The World Is Not A Pleasant Place To Be”) (♦ Read “Abandoned Farmhouse”) <i>Student may use their notes and the text as resources during the assessment.</i> <i>ADJUSTMENTS:</i> <i>Skip sections for “It Seems I Test People,” “The World Is Not A Pleasant Place To Be,” and “Abandoned Farmhouse,” OR use them as additional practice.</i>
170		170		
	Watch Final Lesson video (1:12) // Read Final Lesson text Complete Final Lesson activity – Comparing Compositions Watch End of Year Video (1:54)		No assignment OR Finish Poetry Summative Assessment	

* only complete as necessary (A) located in Assessment/Resource Book ♦ locate material online or in library □ may need to prepare/introduce in advance  can be submitted to the EIW Scoring Service