

AIS Optional 34-Week Essentials in Literature Plan, Level 10
A Pacing Guide to cover all concepts while accommodating special learning needs.

IMPORTANT: Prior to beginning, watch the preliminary videos about how to use the curriculum as well as read all the Curriculum Information in the Teacher Handbook.

General notes about using the Essentials in Literature Alternative Instructional Strategies Plan:

- **If an activity/section is not listed on the plan, students are expected to skip that activity/section.**
- It is suggested that the student create a Reader’s Notebook in which they will record notes that will serve as a study guide and aid to help them complete assignments and assessments. (Suggested items for Reader’s Notebook include the following: definitions of literature terms, vocabulary words, charts, examples of figurative language, etc.)
- Stories and any necessary text may be read aloud to the student.
- Use notes/text to complete activities.
- Adjust grading to reflect individual student goals.
- Any suggested written responses may be completed through discussion.
- It is not necessary to complete every activity listed in this plan. The teacher may determine which selections may be omitted.


Symbol Key is located on the footer of each page.

		Essentials in Writing – With no Accommodations			Essentials in Literature Alternative Instructional Strategies	
Week 1	1			1		
		SECTION 1: SENTENCES			FICTION UNIT	
		Watch Lesson 1 video (length: 7:48) // Read Lesson 1 text Complete Assignment 1A			<i>Fiction Introduction</i> <i>If needed, read the sections aloud to the student.</i> <i>Help the student identify material to include in the Reader’s Notebook (i.e. definitions of bold-print words, diagram of the stages of plot, etc.)</i> Watch Fiction Introduction video (length: 5:59) Watch Day 1 video (6:28) // Read Day 1 text	
	2			2		
		* Rewatch Lesson 1 video (7:48) // Reread Lesson 1 text Complete Assignment 1B			Watch Day 2 video (9:32) // Read Day 2 text	
	3			3		
		Watch Lesson 2 video (7:45) // Read Lesson 2 text Complete Assignment 2A			Watch Day 3 video (10:11) // Read Day 3 text	



Essentials in Literature Alternative Instructional Strategies


	4		4	
		* Rewatch Lesson 2 video (7:45) // Reread Lesson 2 text Complete Assignment 2B		Watch Day 4 video (6:59) // Read Day 4 text
	5		5	
		Watch Lesson 3 video (6:09) // Read Lesson 3 text Complete Assignment 3A		Watch Day 5 video (4:50) // Read Day 5 text
Week 2	6		6	
		* Rewatch Lesson 3 video (6:09) // Reread Lesson 3 text Complete Assignment 3B		Watch Day 6 video (3:18) // Read Day 6 text
	7		7	
		Watch Lesson 4 video (6:55) // Read Lesson 4 text Complete Assignment 4		Watch Day 7 video (3:49) // Read Day 7 text
	8		8	
		Watch Lesson 5 video (4:55) // Read Lesson 5 text Complete Assignment 5		<i>“Bernice Bobs Her Hair”</i> Read Day 1 text Introduction Meet the Author
	9		9	
	Watch Lesson 6 video (5:58) // Read Lesson 6 text Complete Assignment 6A		Watch Day 2 video (2:58) // Read Day 2 text Analyzing Literature: Protagonist and Antagonist * Complete Reading Focus: Making Connections (℞) * Complete Vocabulary – <i>Student may use the internet to search for connotative meanings.</i> ♦ Read <i>“Bernice Bobs Her Hair”</i>	
10		10		
	* Rewatch Lesson 6 video (5:58) // Reread Lesson 6 text Complete Assignment 6B		Read Day 3 text (page 1) Complete Check Comprehension * Complete Main Idea – <i>Optional.</i> * Complete Think Critically – <i>Optional.</i>	
Week 3	11		11	
		Watch Lesson 7 video (4:34) // Read Lesson 7 text Complete Assignment 7A		Watch Day 3 video (3:58) // Read Day 3 text (page 2) Complete Analyzing Literature: Protagonist and Antagonist (℞) Complete Dive Deeper – <i>Complete only #2.</i>

* only complete as necessary (℞) located in Literature Resource Book ♦ locate material online or in library □ may need to prepare/introduce in advance 📎 can be submitted to the EIW Scoring Service

	12		12	
		* Rewatch Lesson 7 video (4:34) // Reread Lesson 7 text Complete Assignment 7B		Watch Day 4 video (2:11) // Read Day 4 text Complete Analyzing Literature – <i>May be completed through discussion.</i> Complete Connection Reflection (choose 1) – <i>May be completed through discussion.</i> * Complete Writing Connection – <i>Optional.</i>
	13		13	
		Watch Lesson 8 video (4:57) // Read Lesson 8 text Complete Assignment 8		Read Day 5 text * <input type="checkbox"/> Complete 1 Extended Activity – <i>Optional.</i>
	14		14	
	* Repeat Assignments 1B, 2B, and 3B		Complete “Bernice Bobs Her Hair” Independent Practice (℞) <i>ADJUSTMENTS:</i> <i>Multiple Choice – Allow students to use notes/text to assist in answering.</i> <i>Constructed Responses – Skip.</i>	
15		15		
	* Repeat Assignments 6B and 7B		“ <i>Amigo Brothers</i> ” Read Day 1 text Introduction Meet the Author	
Week 4	16		16	
		SECTION 2: PARAGRAPHS Watch Lesson 1 video (4:32) // Read Lesson 1 text Complete Assignment 1A		Watch Day 2 video (2:58) // Read Day 2 text Analyzing Literature: Characters * Complete Reading Focus: Making Predictions (℞) – <i>Students may omit the “Reasons for Prediction” column if necessary.</i> * Complete Vocabulary ♦ Read “ <i>Amigo Brothers</i> ”
	17		17	
		* Rewatch Lesson 1 video (4:32) // Reread Lesson 1 text Complete Assignment 1B		Read Day 3 text (page 1) Complete Check Comprehension Complete Main Idea – <i>Complete only A.</i> * Complete Think Critically - <i>Optional</i>
18		18		
	Watch Lesson 2 video (6:45) // Read Lesson 2 text Complete Assignment 2		Watch Day 3 video (5:36) // Read Day 3 text (page 2) Complete Analyzing Literature: Characters (℞) Complete Dive Deeper – <i>Complete only #2 and #3.</i>	


Essentials in Literature Alternative Instructional Strategies

	19	Watch Lesson 3 video (14:38) // Read Lesson 3 text Complete Assignment 3A	19	Watch Day 4 video (4:50) // Read Day 4 text Complete Analyzing Literature – <i>May be completed through discussion.</i> Complete Connection Reflection (choose 1) – <i>May be completed through discussion.</i> * Complete Writing Connection – <i>Optional.</i>
	20		20	
		* Rewatch Lesson 3 video (14:38) // Reread Lesson 3 text Complete Assignment 3B		<i>No assignment.</i>
Week 5	21	Watch Lesson 4 video (6:16) // Read Lesson 4 text Complete Assignment 4	21	Complete “Amigo Brothers” Independent Practice (℞) <i>ADJUSTMENTS:</i> <i>Multiple Choice – Allow students to use notes/text to assist in answering.</i> <i>Constructed Responses – Skip.</i>
	22	Watch Lesson 5 video (5:25) // Read Lesson 5 text Complete Assignment 5A	22	“The Necklace” Read Day 1 text Introduction Meet the Author
	23		23	
		* Rewatch Lesson 5 video (5:25) // Reread Lesson 5 text Complete Assignment 5B		Watch Day 2 video (4:11) // Read Day 2 text Analyzing Literature: Conflict * Complete Reading Focus: Visualize (℞) * Complete Vocabulary ◆ <i>Read “The Necklace”</i>
	24	* Repeat Assignment 3B – Plan (using a different prompt)	24	Read Day 3 text (page 1) Complete Check Comprehension Complete Main Idea – <i>Complete only B.</i>
	25		25	
			* Repeat Assignment 3B – Draft	


* only complete as necessary (℞) located in Literature Resource Book ◆ locate material online or in library □ may need to prepare/introduce in advance  can be submitted to the EIW Scoring Service


Essentials in Literature Alternative Instructional Strategies

Week 6	26	Watch Lesson 6 video (5:10) // Read Lesson 6 text Complete Assignment 6	26	Watch Day 4 video (3:49) // Read Day 4 text Complete Connection Reflection – <i>Complete only #3.</i> * Complete Writing Connection – <i>Optional.</i>
	27	Watch Lesson 7 video (10:57) // Read Lesson 7 text Complete Assignment 7A	27	* <input type="checkbox"/> Complete 1 Extended Activity – <i>Optional.</i>
	28	* Rewatch Lesson 7 video (10:57) // Reread Lesson 7 text Complete Assignment 7B	28	Complete “The Necklace” Independent Practice (℞) <i>ADJUSTMENTS:</i> <i>Multiple Choice – Allow students to use notes/text to assist in answering.</i> <i>Constructed Responses – Optional. Choose only 1 question if completing this segment.</i>
	29	* Repeat Assignment 5B – Plan (using a different prompt)	29	“ Harrison Bergeron ” Read Day 1 text Introduction Meet the Author
	30	* Repeat Assignment 5B – Draft	30	Watch Day 2 video (3:37) // Read Day 2 text Analyzing Literature: Theme * Complete Reading Focus: Compare and Contrast (℞) * Complete Vocabulary – <i>Sentence writing may be omitted.</i> ◆ Read “Harrison Bergeron”
	Week 7	31	Watch Lesson 8 video (4:21) // Read Lesson 8 text Complete Assignment 8	31
32		Watch Lesson 9 video (5:17) // Read Lesson 9 text Complete Assignment 9A	32	Watch Day 3 video (6:32) // Read Day 3 text (page 2) Complete Analyzing Literature: Theme (℞) – <i>Optional. May be completed through discussion.</i>
33		* Rewatch Lesson 9 video (5:17) // Reread Lesson 9 text	33	Watch Day 4 video (3:11) // Read Day 4 text
		↓↓		↓↓

* only complete as necessary (℞) located in Literature Resource Book ◆ locate material online or in library □ may need to prepare/introduce in advance  can be submitted to the EIW Scoring Service

Essentials in Literature Alternative Instructional Strategies


	Complete Assignment 9B		Complete Analyzing Literature – <i>Complete only #1.</i> Complete Connection Reflection (choose 1) – <i>May be completed through discussion.</i> * Complete Writing Connection – <i>Optional.</i>
34		34	
	* Repeat Assignment 7B – Plan (using a different prompt)		* <input type="checkbox"/> Complete 1 Extended Activity – <i>Optional.</i>
35		35	
	* Repeat Assignment 7B – Draft		Complete “Harrison Bergeron” Independent Practice (℞) <i>ADJUSTMENTS:</i> <i>Multiple Choice – Allow students to use notes/text to assist in answering.</i> <i>Constructed Responses – Complete only #1.</i>
36		36	
Week 8	 Watch Lesson 10 video (11:22) // Read Lesson 10 text Complete Assignment 10		“The Yellow Wallpaper” Read Day 1 text Introduction Meet the Author
	37		37
	* Repeat Assignment 9B – Plan (using a different prompt)		Watch Day 2 video (6:08) // Read Day 2 text Analyzing Literature: Irony * Complete Reading Focus: Drawing Conclusions (℞) – <i>Consider choosing only 2-3 details from the story for the student to record.</i> * Complete Vocabulary ♦ Read “The Yellow Wallpaper”
	38		38
	* Repeat Assignment 9B – Draft		Read Day 3 text (page 1) Complete Check Comprehension Complete Main Idea – <i>May be completed through discussion.</i> * Complete Think Critically – <i>Optional.</i>
	39		39
	* Repeat Assignment 10 (Letter D)		Watch Day 3 video (4:48) // Read Day 3 text (page 2) Complete Analyzing Literature: Irony (℞) – <i>Student may limit their chart to the three situations provided.</i> Complete Dive Deeper – <i>Complete only #2.</i>
40		40	
No assignment		Watch Day 4 video (4:28) // Read Day 4 text ↓↓	


* only complete as necessary (℞) located in Literature Resource Book ♦ locate material online or in library may need to prepare/introduce in advance  can be submitted to the EIW Scoring Service

				Complete Analyzing Literature – <i>Complete only #1.</i> Complete Connection Reflection (choose 1) – <i>May be completed through discussion.</i>
Week 9	41	One-Week Break	41	
				* <input type="checkbox"/> Complete 1 Extended Activity – <i>Optional.</i>
	42		42	
				Complete “The Yellow Wallpaper” Independent Practice (℞) <i>ADJUSTMENTS:</i> <i>Constructed Responses – Skip.</i>
	43		43	
				“The Speckled Band” Read Day 1 text Introduction Meet the Author
	44		44	
		Watch Day 2 video (4:38) // Read Day 2 text Analyzing Literature: Mood * Complete Reading Focus: Making Predictions (℞) * Complete Vocabulary ◆ <i>Read “The Speckled Band”</i>		
45	45			
				Read Day 3 text (page 1) Complete Check Comprehension Complete Main Idea – <i>May be completed through discussion.</i>
Week 10	46		46	
		SECTION 3: ESSAYS Watch Lesson 1 video (3:42) // Read Lesson 1 text		Watch Day 3 video (2:07) // Read Day 3 text (page 2) Complete Dive Deeper – <i>Complete only #3.</i>
	47		47	
		Watch Lesson 2 video (4:03) // Read Lesson 2 text		Watch Day 4 video (3:14) // Read Day 4 text Complete Connection Reflection (choose 1) – <i>May be completed through discussion.</i> * Complete Writing Connection – <i>Optional.</i>
	48		48	
	Personal Essay Watch Lesson 3 video (6:56) // Read Lesson 3 text ↓↓			* <input type="checkbox"/> Complete 1 Extended Activity – <i>Optional.</i>

* only complete as necessary (℞) located in Literature Resource Book ◆ locate material online or in library □ may need to prepare/introduce in advance 📎 can be submitted to the EIW Scoring Service

Essentials in Literature Alternative Instructional Strategies

	Complete Assignment 3 – Organizing Thoughts		
	49	49	
	Watch Lesson 4 video (6:08) // Read Lesson 4 text Complete Assignment 4 – Organizing Body Paragraphs		Complete “The Speckled Band” Independent Practice (℞) <i>ADJUSTMENTS:</i> <i>Constructed Responses – Complete only #1.</i>
	50	50	
	No assignment		“A Worn Path” Read Day 1 text Introduction Meet the Author
Week 11	51	51	
	Watch Lesson 5 video (5:26) // Read Lesson 5 text Complete Assignment 5 – Drafting Opening Paragraph		Watch Day 2 video (3:21) // Read Day 2 text Analyzing Literature: Symbolism * Complete Reading Focus: Monitor (℞) * Complete Vocabulary ◆ Read “A Worn Path”
	52	52	
	Watch Lesson 6 (7:35) // Read Lesson 6 text ↓↓ Complete Assignment 6 – Drafting Body Paragraphs		Read Day 3 text (page 1) Complete Check Comprehension Complete Main Idea – <i>Complete only B.</i> Complete Think Critically – <i>May be completed through discussion.</i>
	53	53	
	Watch Lesson 7 video (4:35) // Read Lesson 7 text Complete Assignment 7 – Drafting Closing Paragraph		Watch Day 3 video (4:27) // Read Day 3 text (page 2) Complete Analyzing Literature: Symbolism (℞) – <i>Student may limit the symbols analyzed to the three provided on the worksheet.</i>
	54	54	
	Watch Lesson 8 video (9:36) // Read Lesson 8 text Complete Assignment 8 – Revise		Watch Day 4 video (2:04) // Read Day 4 text Complete Analyzing Literature Complete Connection Reflection (choose 1) – <i>May be completed through discussion.</i>
55	55		
 Watch Lesson 9 video (2:26) // Read Lesson 9 text Complete Assignment 9A – Edit and Publish		Read Day 5 text * Complete Nonfiction Connection: Biography – <i>Optional.</i> ◆ Read “Five African-Americans Forgotten in History” * □ Complete 1 Extended Activity – <i>Optional.</i>	

* only complete as necessary (℞) located in Literature Resource Book ◆ locate material online or in library □ may need to prepare/introduce in advance  can be submitted to the EIW Scoring Service

Week 12	56		56	
		Persuasive Essay Watch Lesson 1 video (5:56) // Read Lesson 1 text Complete Assignment 1 – Organizing Thoughts		Complete “A Worn Path” Independent Practice (℞) <i>ADJUSTMENTS:</i> <i>Constructed Responses – Skip.</i>
	57		57	
		Watch Lesson 2 video (7:22) // Read Lesson 2 text Complete Assignment 2 – Organizing Essay Paragraphs		Study for Fiction Summative Assessment
	58		58	
		Watch Lesson 3 video (4:53) // Read Lesson 3 text Complete Assignment 3 – Drafting Opening Paragraph		Study for Fiction Summative Assessment
	59		59	
	Watch Lesson 4 video (7:29) // Read Lesson 4 text Complete Assignment 4 – Drafting Body Paragraphs		Complete Fiction Summative Assessment (℞) (♦ Read “The Doll’s House”) <i>ADJUSTMENTS:</i> “The Doll’s House” – Student may skip this section of the assessment or save it for later and use it as a review. <i>Constructed Responses – Skip.</i>	
60		60		
	No assignment OR Continue Assignment 4		No assignment OR Continue Fiction Summative Assessment	
Week 13	61		61	
		Watch Lesson 5 video (4:28) // Read Lesson 5 text Complete Assignment 5 – Drafting Closing Paragraph		DRAMA UNIT Drama Introduction <i>If needed, read the sections aloud to the student.</i> <i>Help the student identify material to include in the Reader’s Notebook (i.e. definitions of bold-print words, elements of drama vocabulary, etc.)</i> Watch Drama Introduction video (2:31) Watch Day 1 video (4:05) // Read Day 1 text
	62		62	
		Watch Lesson 6 video (1:40) // Read Lesson 6 text Complete Assignment 6 – Revise		Watch Day 2 video (7:11) // Read Day 2 text
	63		63	
		Watch Lesson 7 video (1:07) // Read Lesson 7 text Complete Assignment 7A – Edit and Publish		Watch Day 3 video (5:46) // Read Day 3 text
64		64		
	No assignment		Watch Day 4 video (4:16) // Read Day 4 text	


Essentials in Literature Alternative Instructional Strategies

	65		65		
		No assignment		Watch Day 5 video (4:59) // Read Day 5 text	
Week 14	66	One-Week Break	66		
				Watch Day 6 video (4:22) // Read Day 6 text	
	67			67	
					Watch Day 7 video (5:33) // Read Day 7 text
					<p><i>GENERAL NOTES ABOUT DRAMA UNIT:</i></p> <ul style="list-style-type: none"> - When possible, have multiple individuals participate in an oral reading of each play. It is okay for people to read for multiple parts. Consider having one person read the narration, scene descriptions, and stage directions. - Consider having student work through only one section. - If a section is skipped, the student should still read the instructional material even if they do not read the play or do the activities.
	68			68	<p>“Trifles” Read Day 1 text Introduction Meet the Author</p>
69		69	Watch Day 2 video (4:50) // Read Day 2 text Analyzing Literature: Plot * Complete Drama Focus: Visualizing (℞) ♦ Read “Trifles”		
70		70	Read Day 3 text (page 1) Complete Check Comprehension Complete In the Audience – <i>Read section, but skip question A.</i> Complete Think Critically – <i>May be completed through discussion.</i>		
Week 15	71		71		
		* Repeat Personal Essay Complete Assignment 9B		Watch Day 3 video (5:18) // Read Day 3 text (page 2) Complete Analyzing Literature: Plot (℞) – <i>Student may complete the chart for “Main Plot” only.</i> Complete Dive Deeper (choose 2) – <i>May be completed through discussion.</i>	


* only complete as necessary (℞) located in Literature Resource Book ♦ locate material online or in library □ may need to prepare/introduce in advance 📎 can be submitted to the EIW Scoring Service


Essentials in Literature Alternative Instructional Strategies

	72		72	
		Continue Assignment 9B		Watch Day 4 video (3:07) // Read Day 4 text Complete Connection Reflection (choose 1)
	73		73	
		Continue Assignment 9B		Read Day 5 text * Complete Theatrical Connection: Set Design – <i>Optional</i> . * □ Complete 1 Extended Activity – <i>Optional</i> .
	74		74	
		Continue Assignment 9B		Complete “Trifles” Independent Practice (℞) <i>ADJUSTMENT:</i> <i>Constructed Responses – Skip.</i>
75		75		
	Continue Assignment 9B		“The Boor” Read Day 1 text Introduction Meet the Author	
Week 16	76		76	
		Expository Essay Watch Lesson 1 video (4:49) // Read Lesson 1 text Complete Assignment 1 – Organizing Thoughts		Watch Day 2 video (4:17) // Read Day 2 text Analyzing Literature: Verbal Irony * Complete Drama Focus: Making Inferences (℞) – <i>Read information but skip activity.</i> ♦ Read “The Boor”
	77		77	
		Watch Lesson 2 video (6:17) // Read Lesson 2 text Complete Assignment 2 – Organizing Essay Paragraphs		Read Day 3 text (page 1) Complete Check Comprehension Complete In the Audience – <i>May be completed through discussion.</i> Complete Think Critically
	78		78	
	Watch Lesson 3 video (7:36) // Read Lesson 3 text Complete Assignment 3 – Drafting Opening Paragraph		Watch Day 3 video (3:08) // Read Day 3 text (page 2) Complete Analyzing Literature: Verbal Irony (℞) – <i>Consider having the teacher choose the quotations for the student to analyze.</i> Complete Dive Deeper – <i>Complete only #1 and #3.</i>	
79		79		
	Watch Lesson 4 video (11:01) // Read Lesson 4 text Complete Assignment 4 – Drafting Body Paragraphs		Watch Day 4 video (3:17) // Read Day 4 text Complete Analyzing Literature – <i>Complete only #1.</i>	

* only complete as necessary (℞) located in Literature Resource Book ♦ locate material online or in library □ may need to prepare/introduce in advance  can be submitted to the EIW Scoring Service

Essentials in Literature Alternative Instructional Strategies

	80		80	
		No assignment OR Continue Assignment 4		Read Day 5 text Complete Theatrical Connection: Casting * <input type="checkbox"/> Complete 1 Extended Activity – <i>Optional</i> .
Week 17	81		81	
		Watch Lesson 5 video (6:05) // Read Lesson 5 text Complete Assignment 5 – Drafting Closing Paragraph		Complete “The Boor” Independent Practice (℞) <i>ADJUSTMENT:</i> <i>Constructed Responses – Skip.</i>
	82		82	
		Watch Lesson 6 video (6:53) // Read Lesson 6 text Complete Assignment 6 – Revise		Study for Drama Summative Assessment
	83		83	
		Watch Lesson 7 video (0:43) // Read Lesson 7 text Complete Assignment 7 – Edit and Publish 		Complete Drama Summative Assessment (℞) (♦ Read “While the Auto Waits”) <i>ADJUSTMENTS:</i> <i>Constructed Responses – Complete only #2.</i> <i>“While the Auto Waits” – Skip.</i>
	84		84	
	No assignment		No assignment OR Continue Drama Summative Assessment	
85		85		
	No assignment		No assignment OR Continue Drama Summative Assessment	
Week 18	86		86	
		* Repeat Persuasive Essay Complete Assignment 7B		Watch Culminating Activity Video Lesson (5:46) Begin Drama Culminating Activity <i>NOTES:</i> - <i>If the student completes the Culminating Activity, consider having them produce only one scene from the chosen play.</i> - <i>Complete each activity that the student is about to execute.</i> - <i>If others are not available to participate, have the student select a scene in which they star as the main character and act out his/her role.</i>
	87		87	
	Continue Assignment 7B		Continue Drama Culminating Activity	


* only complete as necessary (℞) located in Literature Resource Book ♦ locate material online or in library may need to prepare/introduce in advance  can be submitted to the EIW Scoring Service

	88		88	
		Continue Assignment 7B		Continue Drama Culminating Activity
	89		89	
		Continue Assignment 7B		Continue Drama Culminating Activity
	90		90	
	Continue Assignment 7B		Finish Drama Culminating Activity	
Week 19	91	One-Week Break	91	One-Week Break
	92		92	
	93		93	
	94		94	
Week 20	95		95	
	96		96	
		<p>Compare and Contrast Essay Watch Lesson 1-1 video (2:48) and Lesson 1-2 video (6:38) // Read Lesson 1 text Complete Assignment 1 Part 1 and Part 2 – Organizing Thoughts</p>		<p>NOVEL UNIT <i>To Kill a Mockingbird</i> Consider watching a film version prior to reading the story in order to provide some background and frame of reference for the student. Student may read the novel text or listen to an audio recording of the novel. Student can keep a Reader's Notebook for the novel in which they keep track of things like vocabulary, descriptions of characters, timelines, etc.</p> <p>Watch Novel Introduction video (6:28) Read Day 1 text Introduction Meet the Author</p>
	97		97	
	Watch Lesson 2 video (9:07) // Read Lesson 2 text Complete Assignment 2 – Organizing Essay Paragraphs		Read Day 2 text Access the Backdrop	
98		98		
	Watch Lesson 3 video (8:14) // Read Lesson 3 text Complete Assignment 3 – Drafting Opening Paragraph		Section One ↓↓	

* only complete as necessary (R) located in Literature Resource Book ♦ locate material online or in library □ may need to prepare/introduce in advance 📎 can be submitted to the EIW Scoring Service

Essentials in Literature Alternative Instructional Strategies

				<p>Consider having the student write the three study questions on post-it notes and placing them in the novel where they find the answer.</p> <p>Read Day 3 text Introduction Complete Reading Focus: Making Connections (℞) ◆ <i>Start reading Chapters 1-6</i></p>
	99		99	
		Watch Lesson 4 video (4:07) // Read Lesson 4 text Complete Assignment 4 – Drafting Body Paragraphs		◆ <i>Finish reading Chapters 1-6</i>
	100		100	
		No assignment OR Continue Assignment 4		Watch Day 4 video (3:40) // Read Day 4 text Complete Analyzing Literature: Protagonist and Antagonist (℞) * Complete Vocabulary
Week 21	101		101	
		Watch Lesson 5 video (2:28) // Read Lesson 5 text Complete Assignment 5 – Drafting Closing Paragraph		Watch Day 5 video (4:31) // Read Day 5 text Complete Analyzing Literature: Setting (℞) Complete Dive Deeper – <i>May be completed through discussion.</i> * Complete Foreshadowing discussion
	102		102	
		Watch Lesson 6 video (9:28) // Read Lesson 6 text Complete Assignment 6 – Revise		Read Day 6 text Complete Check Comprehension Complete Think Critically * Complete What Happened? – <i>Students may cut the strips from the text and physically arrange them in chronological order.</i>
	103		103	
		 Watch Lesson 7 video (0:53) // Read Lesson 7 text Complete Assignment 7A – Edit and Publish		Section Two Consider having the student write the two study questions on post-it notes and placing them in the novel where they find the answer. Read Day 7 text Introduction Complete Reading Focus: Monitor (℞) – <i>Student may list fewer than six events.</i> ◆ <i>Start reading Chapters 7-11</i>
104		104		
		No assignment		◆ <i>Finish reading Chapters 7-11</i>

* only complete as necessary (℞) located in Literature Resource Book ◆ locate material online or in library □ may need to prepare/introduce in advance  can be submitted to the EIW Scoring Service

	105		105	
		No assignment		Watch Day 8 video (3:10) // Read Day 8 text Complete Analyzing Literature: Conflict (External) (℞) * Complete Vocabulary
Week 22	106		106	
		* Repeat Expository Essay Complete Assignment 7B		Watch Day 9 video (3:06) // Read Day 9 text Complete Analyzing Literature: Conflict (PVP) (℞) Complete Dive Deeper – <i>May be completed through discussion.</i> * Complete Symbolism discussion – <i>Student may need assistance identifying the symbol.</i>
	107		107	
		Continue Assignment 7B		Read Day 10 text Complete Check Comprehension Complete Think Critically * Complete Discussion
	108		108	
		Continue Assignment 7B		Section Three <i>Consider having the student write the two study questions on post-it notes and placing them in the novel where they find the answer.</i> Read Day 11 text Introduction Complete Reading Focus: Cause and Effect (℞) ♦ <i>Start reading Chapters 12-16</i>
	109		109	
	Continue Assignment 7B		♦ <i>Finish reading Chapters 12-16</i> Read Day 12 text Analyzing Literature: Situational Irony * Complete Vocabulary	
110		110		
	Continue Assignment 7B		Watch Day 13 video (2:51) // Read Day 13 text Complete Analyzing Literature: Situational Irony (℞) – <i>May be completed through discussion.</i> Complete Dive Deeper – <i>Complete only #1.</i> * Complete Symbolism discussion – <i>Student may need assistance identifying the symbol.</i>	

* only complete as necessary (℞) located in Literature Resource Book ♦ locate material online or in library □ may need to prepare/introduce in advance 📎 can be submitted to the EIW Scoring Service

Week 23	111	One-Week Break	111	Read Day 14 text Complete Check Comprehension Complete Think Critically * Complete Discussion
	112		112	Section Four <i>Consider having the student write the two study questions on post-it notes and placing them in the novel where they find the answer.</i> Read Day 15 text Introduction Complete Reading Focus: Making Predictions (℞) ♦ Start reading Chapters 17-21
	113		113	♦ Finish reading Chapters 17-21 Read Day 16 text Analyzing Literature: Mood * Complete Vocabulary
	114		114	Watch Day 17 video (2:32) // Read Day 17 text Complete Analyzing Literature: Mood (℞) – <i>May be completed through discussion.</i> Complete Dive Deeper (choose 2) – <i>May be completed through discussion.</i> * Complete Symbolism discussion – <i>Student may need assistance identifying the symbol.</i>
	115		115	Read Day 18 text Complete Check Comprehension Complete Think Critically * Complete Discussion
Week 24	116	* Repeat Personal Essay Complete Assignment 9B (new prompt)	116	Section Five <i>Consider having the student write the two study questions on post-it notes and placing them in the novel where they find the answer.</i> Read Day 19 text ↓↓

Essentials in Literature Alternative Instructional Strategies

				Introduction Complete Reading Focus: Making Inferences (℞) ◆ <i>Start reading Chapters 22-26</i>
	117		117	
		Continue Assignment 9B		◆ <i>Finish reading Chapters 22-26</i> Read Day 20 text Analyzing Literature: Symbolism * Complete Vocabulary
	118		118	
		Continue Assignment 9B		Watch Day 21 video (4:21) // Read Day 21 text Complete Analyzing Literature: Symbolism (℞) – <i>Student may need assistance identifying the symbol.</i> Complete Dive Deeper – <i>May be completed through discussion.</i>
	119		119	
		Continue Assignment 9B		Read Day 22 text Complete Check Comprehension Complete Think Critically * Complete Discussion
	120		120	
		Continue Assignment 9B		Section Six <i>Consider having the student write the two study questions on post-it notes and placing them in the novel where they find the answer.</i> Read Day 23 text Introduction Complete Reading Focus: Author’s Purpose (℞) ◆ <i>Start reading Chapters 27-31</i>
Week 25	121		121	
		* Repeat Persuasive Essay Complete Assignment 7B (new prompt)		◆ <i>Finish reading Chapters 27-31</i> Read Day 24 text Analyzing Literature: Theme * Complete Vocabulary
	122		122	
		Continue Assignment 7B		Watch Day 25 video (4:33) // Read Day 25 text Complete Analyzing Literature: Theme (℞) – <i>May be completed through discussion.</i>



Essentials in Literature Alternative Instructional Strategies

			Complete Dive Deeper
	123	123	
	Continue Assignment 7B		Read Day 26 text Complete Check Comprehension Complete Think Critically – <i>May be completed through discussion.</i> * Complete Discussion
	124	124	
	Continue Assignment 7B		Study for Novel Summative Assessment
	125	125	
	Continue Assignment 7B		Complete Novel Summative Assessment (℞) <i>Student may use his/her notes and the text as resources for the assessment.</i> <i>ADJUSTMENT: Constructed Responses – Complete only #1</i>
Week 26	126	126	
	* Repeat Expository Essay Complete Assignment 7B (new prompt)		<i>CULMINATING ACTIVITY – OPTIONAL.</i> Watch Novel Culminating Activity video (3:26) Begin Novel Culminating Activity
	127	127	
	Continue Assignment 7B		Continue Novel Culminating Activity
	128	128	
	Continue Assignment 7B		Continue Novel Culminating Activity
	129	129	
	Continue Assignment 7B		Continue Novel Culminating Activity
130	130		
Continue Assignment 7B		Finish Novel Culminating Activity	
Week 27	131	131	One-Week Break
	* Repeat Compare and Contrast Essay Complete Assignment 7B		
	132	132	
	Continue Assignment 7B		
	133	133	
	Continue Assignment 7B		
	134	134	
	Continue Assignment 7B		
135	135		
Continue Assignment 7B			

* only complete as necessary (℞) located in Literature Resource Book ♦ locate material online or in library □ may need to prepare/introduce in advance 📎 can be submitted to the EIW Scoring Service

Week 28	136	One-Week Break	136	<p>POETRY UNIT</p> <p><i>You may shorten the Poetry Unit by omitting one or more section/authors. If you choose to do so, consider having the student read the “Analyzing Figurative Language” and “Elements of Poetry” sections so they are exposed to that material and have that information in their notes for the Summative Assessment.</i></p> <p>Poetry Introduction</p> <p><i>If needed, read the sections aloud to the student.</i></p> <p><i>Help the student identify material to include in the Reader’s Notebook (i.e. common terms like elements of poetry, poetic forms, figurative language definitions, etc.)</i></p> <p>Watch Poetry Introduction video (4:40)</p> <p>Watch Day 1 video (6:39) // Read Day 1 text</p>
	137		137	Watch Day 2 video (6:23) // Read Day 2 text
	138		138	Watch Day 3 video (5:29) // Read Day 3 text
	139		139	Watch Day 4 video (7:28) // Read Day 4 text
	140		140	Watch Day 5 video (4:07) // Read Day 5 text
	141		141	Watch Day 6 video (8:42) // Read Day 6 text
Week 29		<p>SECTION 4: RESEARCH PAPER</p> <p>Watch Lesson 1 video (5:50) // Read Lesson 1 text</p>	141	Watch Day 6 video (8:42) // Read Day 6 text
	142	Watch Lesson 2 video (5:15) // Read Lesson 2 text Complete Assignment 2 – Choose and Narrow Topic	142	Watch Day 7 video (4:26) // Read Day 7 text
	143	Watch Lesson 3 video (2:23) // Read Lesson 3 text Complete Assignment 3 – Research Questions	143	<p>“Introduction to Poetry” / “A Loaf of Poetry”</p> <p>Read Day 1 text</p> <p>Introduction</p> <p>Meet the Authors</p>
	144	Watch Lesson 4 video (4:43) // Read Lesson 4 text	144	Watch Day 2 video (4:32) // Read Day 2 text ↓↓

* only complete as necessary (R) located in Literature Resource Book ♦ locate material online or in library □ may need to prepare/introduce in advance 📎 can be submitted to the EIW Scoring Service

Essentials in Literature Alternative Instructional Strategies

				<p>◆ Read “Introduction to Poetry” and “A Loaf of Poetry” – <i>Optional: Read poems aloud to student or allow them access to an audio recording.</i> Complete Analyzing Figurative Language: Metaphor and Simile (℞) – <i>Have student locate 2-3 metaphors and similes, but skip the extended metaphor portion.</i> Complete Element of Poetry: Theme (℞) – <i>Read the information, but skip the activity.</i></p>
	145		145	
		Watch Lesson 5 video (6:33) // Read Lesson 5 text		Watch Day 3 video (3:31) // Read Day 3 text Complete Main Idea – <i>May be completed through discussion.</i> Complete Think About It (choose 3) – <i>May be completed through discussion.</i>
Week 30	146		146	
		Watch Lesson 6 video (2:25) // Read Lesson 6 text Start Assignment 6 – Research		Watch Day 4 video (5:38) // Read Day 4 text * Complete Writing Connection – <i>Optional.</i>
	147		147	
		Continue Assignment 6 – Research		“ Women ” / “ If— ” Read Day 1 text Introduction Meet the Authors
	148		148	
		Continue Assignment 6 – Research		Watch Day 2 video (8:20) // Read Day 2 text ◆ Read “Women” and “If—” – <i>Optional: Read poems aloud to student or allow them access to an audio recording.</i> Complete Analyzing Figurative Language: Personification (℞) Complete Element of Poetry: Voice and Diction (℞) – <i>Read the information but skip the activity.</i>
	149		149	
		Continue Assignment 6 – Research		Watch Day 3 video (3:24) // Read Day 3 text Complete Think About It (choose 3) – <i>May be completed through discussion.</i> Complete Connection Reflection – <i>Complete only #6.</i>
150		150		
	Complete Assignment 6 – Research		Read Day 4 text Complete <u>one</u> of the following: Writing Connection – <i>Optional.</i> OR	



* only complete as necessary (℞) located in Literature Resource Book ◆ locate material online or in library □ may need to prepare/introduce in advance 📎 can be submitted to the EIW Scoring Service

Essentials in Literature Alternative Instructional Strategies


				□ One (1) Breaking Boundaries – <i>Optional</i> .
Week 31	151	151		
		Watch Lesson 7 video (2:51) // Read Lesson 7 text Complete Assignment 7 – Thesis and Outline		<i>“Ah, Are You Digging on My Grave?” / “Go and Catch a Falling Star”</i> Read Day 1 text Introduction Meet the Authors
	152	152		
		Watch Lesson 8 video (7:24) // Read Lesson 8 text Complete Assignment 8 – Draft Introduction		Watch Day 2 video (12:23) // Read Day 2 text ♦ Read <i>“Ah, Are You Digging on My Grave?”</i> and <i>“Go and Catch a Falling Star”</i> – <i>Optional: Read poems aloud to student or allow them access to an audio recording.</i> Complete Analyzing Figurative Language: Hyperbole (℞) – <i>Creating a “new hyperbole” is optional.</i> Complete Element of Poetry: Mood and Rhyme Scheme (℞) – <i>Read the information but skip the activity.</i>
	153	153		
		Watch Lesson 9 video (7:34) // Read Lesson 9 text Complete Assignment 9 – Organizing Body Paragraphs		Watch Day 3 video (5:36) // Read Day 3 text Complete Main Idea – <i>Optional</i> . Complete Think About It (choose 3) – <i>May be completed through discussion.</i> Complete Connection Reflection – <i>Complete only #6.</i>
	154	154		
	No assignment		Read Day 4 text □ Complete one (1) Breaking Boundaries – <i>Optional</i> .	
155	155			
	No assignment		No assignment	
Week 32	156	156		
		Watch Lesson 10 video (17:27) // Read Lesson 10 text Complete Assignment 10 – Drafting Body Paragraphs		<i>“One Art” / “How Do I Love Thee?”</i> Read Day 1 text Introduction Meet the Authors
	157	157		
	Continue Assignment 10 – Drafting Body Paragraphs		Watch Day 2 video (5:33) // Read Day 2 text ♦ Read <i>“One Art”</i> and <i>“How Do I Love Thee?”</i> – <i>Optional: Read poems aloud to student or allow them access to an audio recording.</i>	

* only complete as necessary (℞) located in Literature Resource Book ♦ locate material online or in library □ may need to prepare/introduce in advance ⓘ can be submitted to the EIW Scoring Service

Essentials in Literature Alternative Instructional Strategies

			Complete Analyzing Figurative Language: Symbolism (℞) – <i>Student may identify the meaning and explanation for only the three symbols listed.</i> Complete Element of Poetry: Rhythm and Rhyme (℞) – <i>Read the information, but reduce the number of lines to analyze to only 3 or 4.</i>
	158		158
		Continue Assignment 10 – Drafting Body Paragraphs	Watch Day 3 video (3:15) // Read Day 3 text Complete Think About It (choose 3) – <i>May be completed through discussion.</i> Complete Connection Reflection – <i>Complete only #5.</i>
	159		159
		Continue Assignment 10 – Drafting Body Paragraphs	Read Day 4 text <input type="checkbox"/> Complete one (1) Breaking Boundaries – <i>Optional.</i>
	160		160
		Watch Lesson 11 video (3:54) // Read Lesson 11 text Complete Assignment 11 – Draft Closing Paragraph	No assignment
Week 33	161		161
		Watch Lesson 12 video (4:26) // Read Lesson 12 text Complete Assignment 12 – Revise	“Having a Coke with You” / “[in Just-]” Read Day 1 text Introduction Meet the Authors
	162		162
		Continue Assignment 12 – Revise	Watch Day 2 video (5:01) // Read Day 2 text ♦ <i>Read “Having a Coke with You” and “[in Just-]” – Optional: Read poems aloud to student or allow them access to an audio recording.</i> Complete Analyzing Figurative Language: Allusion (℞) – <i>Student may locate only 2-3 examples of allusions.</i> Complete Element of Poetry: Mood and Tone (℞) – <i>Optional.</i>
	163		163
		Watch Lesson 13 video (1:14) // Read Lesson 13 text Complete Assignment 13 – Edit and Publish	Watch Day 3 video (2:35) // Read Day 3 text Complete Main Idea – <i>May be completed through discussion.</i> Complete Think About It (choose 3) – <i>May be completed through discussion.</i> Complete Connection Reflection – <i>Complete only #6.</i>
164		164	
		Continue Assignment 13 – Edit and Publish	Read Day 4 text <input type="checkbox"/> Complete one (1) Breaking Boundaries – <i>Optional.</i>

Essentials in Literature Alternative Instructional Strategies

	165		165	
		No assignment		No assignment
Week 34	166		166	
		Watch Lesson 14 video (6:20) // Read Lesson 14 text Complete Assignment 14 – Citing Sources		Study for Poetry Summative Assessment
	167		167	
		Watch Lesson 15 video (2:10) // Read Lesson 15 text Complete Assignment 15 – Adding a Title Page and Outline		Study for Poetry Summative Assessment
	168		168	
		Watch End of Year video (1:38)		Complete Poetry Summative Assessment ♦ Read “We Real Cool” ♦ Read “On Being Brought from Africa to America” ♦ Read “I Wandered Lonely as a Cloud” <i>ADJUSTMENTS:</i> Allow student to use his/her notes and textbook as a resource for the assessment. “We Real Cool” – Skip. “On Being Brought from Africa to America” – Skip. “I Wandered Lonely as a Cloud” – Skip. Constructed Responses – Skip.
	169		169	
		No assignment		No assignment OR Continue Poetry Summative Assessment
170		170		
	No assignment		No assignment OR Finish Poetry Summative Assessment	