

AIS Optional 34-Week Essentials in Literature Plan Level 9
A Pacing Guide to cover all concepts while accommodating for special learning needs.

IMPORTANT: Prior to beginning, watch the preliminary videos about how to use the curriculum as well as read all the Curriculum Information in the Teacher Handbook.

General notes about using the Essentials in Literature Alternative Instructional Strategies Plan:

- If an activity/section is not listed on the plan, students are expected to skip that activity/section.
- It is suggested that the student create a Reader’s Notebook or Resource Book in which they will record notes that will serve as a study guide and aid to help them complete assignments and assessments. (Suggested items for Reader’s Notebook include the following: definitions of literature terms, vocabulary words, charts, examples of figurative language, etc.)
- Stories and any necessary text may be read aloud to the student.
- Use notes/text to complete activities.
- Adjust grading to reflect individual student goals.
- Any suggested written responses may be completed through discussion.
- It is not necessary to complete every activity listed in this plan. The teacher may determine which selections may be omitted.


Symbol Key is located on the footer of each page.

		Essentials in Writing - With no Accommodations	Essentials in Literature Alternative Instructional Strategies			
Week 1	1	SECTION 1: SENTENCES		1	FICTION UNIT	
		Watch Lesson 1 video (length: 5:44) // Read Lesson 1 text Complete Assignment 1A			<i>Analyzing Fiction</i> If needed, read the sections aloud to the student. Help the student identify material to include in the Reader’s Notebook (i.e. definitions of bold-print words, diagram of the stages of plot, etc.) Watch Day 1 video (length: 4:15) // Read Day 1 text	
	2			2		
		* Rewatch Lesson 1 video (5:44) // Reread Lesson 1 text Complete Assignment 1B			Watch Day 2 video (5:24) // Read Day 2 text	

* only complete as necessary

◆ locate material online or in library

□ may need to prepare/introduce in advance

 can be submitted to the EIW Scoring Service

Essentials in Literature Alternative Instructional Strategies

Week 2	3		3	
		Watch Lesson 2 video (7:50) // Read Lesson 2 text Complete Assignment 2A		Watch Day 3 video (4:44) // Read Day 3 text
	4		4	
		* Rewatch Lesson 2 video (7:50) // Reread Lesson 2 text Complete Assignment 2B		Watch Day 4 video (4:47) // Read Day 4 text
	5		5	
		Watch Lesson 3 video (5:00) // Read Lesson 3 text Complete Assignment 3		Watch Day 5 video (7:56) // Read Day 5 text
	6		6	
		Watch Lesson 4 video (6:00) // Read Lesson 4 text Complete Assignment 4A		Watch Day 6 video (4:46) // Read Day 6 text
	7		7	
		* Rewatch Lesson 4 video (6:00) // Reread Lesson 4 text Complete Assignment 4B		<i>“The Secret Life of Walter Mitty”</i> Read Day 1 text Meet the Author
8		8		
	Watch Lesson 5 video (3:05) // Read Lesson 5 text Complete Assignment 5		Watch Day 2 video (2:52) // Read Day 2 text * Complete Vocabulary – Use a dictionary to define the words and identify a synonym. Student may complete the ‘sentences’ portion verbally. Analyzing Literature: Point of View	
9		9		
	Watch Lesson 6 video (6:59) // Read Lesson 6 text Complete Assignment 6A		Watch Day 3 video (2:53) // Read Day 3 text Access the Backdrop Making Life’s Connections ♦ Read <i>“The Secret Life of Walter Mitty”</i> Complete Reading Focus: Visualizing	
10		10		
	* Rewatch Lesson 6 video (6:59) // Reread Lesson 6 text Complete Assignment 6B		Watch Day 4 video (4:40) // Read Day 4 text Complete Analyzing Literary Elements – Complete only #2, #3, and #4.	



* only complete as necessary

♦ locate material online or in library

□ may need to prepare/introduce in advance

can be submitted to the EIW Scoring Service


Essentials in Literature Alternative Instructional Strategies



				Complete Check Comprehension – <i>May be completed through discussion.</i> Complete Connection Reflection – <i>Complete only #8 and #9. May be completed through discussion.</i>
Week 3	11		11	
		Watch Lesson 7 video (3:22) // Read Lesson 7 text Complete Assignment 7A		Watch Day 5 video (4:06) // Read Day 5 text Complete Analyzing Figurative Language
	12		12	
		* Rewatch Lesson 7 video (3:22) // Reread Lesson 7 text Complete Assignment 7B		Watch video lesson for Independent Practice (3:28) Complete “The Secret Life of Walter Mitty” Independent Practice <i>ADJUSTMENTS:</i> <i>Analyzing Literary Elements – Skip.</i> <i>Figurative Language: Onomatopoeia – Complete #1 only.</i> <i>Connection Reflection Written Response – Complete #2 only.</i>
	13		13	
		Watch Lesson 8 video (5:19) // Read Lesson 8 text Complete Assignment 8		“The Most Dangerous Game” Read Day 1 text Meet the Author Complete Research Activity – <i>May be completed through discussion.</i>
	14		14	
		* Repeat Assignments 1B and 2B		Watch Day 2 video (3:16) // Read Day 2 text * Complete Vocabulary – <i>Student may look up definitions in a dictionary or online.</i> Analyzing Literature: Plot
15		15		
	* Repeat Assignments 4B and 6B		Watch Day 3 video (1:46) // Read Day 3 text Access the Backdrop Making Life’s Connections ♦ Read “The Most Dangerous Game” Complete Reading Focus: Drawing Conclusions – <i>Teacher may choose the story details to be used for this activity.</i>	

* only complete as necessary

♦ locate material online or in library

□ may need to prepare/introduce in advance


 can be submitted to the EIW Scoring Service

Week 4	16		16	
		<p style="text-align: center;">SECTION 2: PARAGRAPHS</p> <p>Watch Lesson 1 video (6:09) // Read Lesson 1 text Complete Assignment 1A</p>		<p>Watch Day 4 video (2:19) // Read Day 4 text Complete Analyzing Literary Elements – <i>Complete only #2, #3, OR #4. May be completed through discussion.</i> Complete Check Comprehension – <i>May be completed through discussion.</i> Complete Connection Reflection – <i>Complete only #9 and #10. May be completed through discussion.</i></p>
	17		17	
		<p>* Rewatch Lesson 1 video (6:09) // Reread Lesson 1 text Complete Assignment 1B</p>		<p>Watch Day 5 video (2:14) // Read Day 5 text Read Plot Device: Poetic Justice <input type="checkbox"/> Complete Extended Activity – <i>Optionally, draw the animal and write a short paragraph about it.</i></p>
	18		18	
		<p>Watch Lesson 2 video (7:21) // Read Lesson 2 text Complete Assignment 2</p>		<p>Complete “The Most Dangerous Game” Independent Practice ADJUSTMENTS: <i>Analyzing Literary Elements – Skip OR Complete through discussion.</i> <i>Figurative Language: Imagery – Skip.</i> <i>Connection Reflection: Written Response – Complete only #1.</i></p>
	19		19	
	<p>Watch Lesson 3 video (11:43) // Read Lesson 3 text Complete Assignment 3A</p>		<p>“Born Worker” Read Day 1 text Meet the Author – <i>Skip “Learn More...” activity.</i> Complete Research Activity – <i>Complete as discussion.</i></p>	
20		20		
	<p>* Rewatch Lesson 3 video (11:43) // Reread Lesson 3 text Complete Assignment 3B</p>		<p>Watch Day 2 video (2:48) // Read Day 2 text * Complete Vocabulary – <i>Skip sentence-writing portion.</i> Analyzing Literature: Character Traits – <i>Require only 2-3 traits to be identified.</i></p>	

* only complete as necessary

◆ locate material online or in library

□ may need to prepare/introduce in advance

 can be submitted to the EIW Scoring Service


Essentials in Literature Alternative Instructional Strategies

Week 5	21		21	
		Watch Lesson 4 video (8:24) // Read Lesson 4 text Complete Assignment 4		Watch Day 3 video (1:28) // Read Day 3 text Access the Backdrop Making Life’s Connections ♦ Read “ <i>Born Worker</i> ” Complete Reading Focus: Identify Sequence
	22		22	
		Watch Lesson 5 video (6:57) // Read Lesson 5 text Complete Assignment 5A		Watch Day 4 video (2:45) // Read Day 4 text Complete Analyzing Literary Elements – <i>Complete only #2 and #3.</i> Complete Check Comprehension Complete Connection Reflection – <i>Complete only #8 and #9. May be completed as a discussion.</i>
	23		23	
		 * Rewatch Lesson 5 video (6:57) // Reread Lesson 5 text Complete Assignment 5B		Watch Day 5 video (2:40) // Read Day 5 text Analyzing Figurative Language
	24		24	
	* Repeat Assignment 3B – Plan (using a different prompt)		Complete “Born Worker” Independent Practice <i>ADJUSTMENTS:</i> <i>Analyzing Literary Elements – Comply only chart; skip the sentence-writing activity.</i> <i>Figurative Language: Simile – Skip.</i> <i>Connection Reflection: Written Response – Complete only #1.</i>	
25		25		
	* Repeat Assignment 3B – Draft		“The Monkey’s Paw” Read Day 1 text Meet the Author Complete Research Activity – <i>Complete as a discussion.</i>	
Week 6	26		26	
		Watch Lesson 6 video (10:57) // Read Lesson 6 text Complete Assignment 6		Watch Day 2 video (2:03) // Read Day 2 text * Complete Vocabulary – <i>Use a dictionary to find the meaning of unfamiliar words.</i> ↓↓

* only complete as necessary

♦ locate material online or in library

□ may need to prepare/introduce in advance

 can be submitted to the EIW Scoring Service


Essentials in Literature Alternative Instructional Strategies

			Analyzing Literature: Mood
	27	27	
	Watch Lesson 7 video (10:49) // Read Lesson 7 text Complete Assignment 7A		Watch Day 3 video (2:14) // Read Day 3 text Access the Backdrop Making Life’s Connections ♦ Read “ <i>The Monkey’s Paw</i> ” Complete Reading Focus: Making Predictions – <i>Student needs only to make 3-4 predictions.</i>
	28	28	
	 * Rewatch Lesson 7 video (10:49) // Reread Lesson 7 text Complete Assignment 7B		Watch Day 4 video (3:16) // Read Day 4 text Complete Analyzing Literary Elements (choose 3) Complete Check Comprehension Complete Connection Reflection – <i>Complete as a discussion.</i>
	29	29	
	* Repeat Assignment 5B – Plan (using a different prompt)		Watch Day 5 video (2:21) // Read Day 5 text Complete Analyzing Figurative Language <input type="checkbox"/> Complete Extended Activity
	30	30	
	* Repeat Assignment 5B – Draft		Complete “The Monkey’s Paw” Independent Practice <i>ADJUSTMENT:</i> <i>Connection Reflection: Written Response – Complete only #1.</i>
Week 7	31	31	
	Watch Lesson 8 video (8:01) // Read Lesson 8 text Complete Assignment 8		“ <i>A White Heron</i> ” <i>NOTE: If you choose to skip a story in order to shorten the fiction unit, skip “A White Heron” or “The Bet.”</i> Read Day 1 text Meet the Author Complete Research Activity – <i>Optionally complete as a discussion.</i>
	32	32	
	Watch Lesson 9 video (8:37) // Read Lesson 9 text Complete Assignment 9A		Watch Day 2 video (3:19) // Read Day 2 text * Complete Vocabulary – <i>Omit sentences if necessary.</i> ↓↓



* only complete as necessary

♦ locate material online or in library

may need to prepare/introduce in advance

 can be submitted to the EIW Scoring Service


Essentials in Literature Alternative Instructional Strategies

			Analyzing Literature: Symbolism
	33	33	
	 * Rewatch Lesson 9 video (8:37) // Reread Lesson 9 text Complete Assignment 9B		Watch Day 3 video (3:05) // Read Day 3 text Access the Backdrop Making Life’s Connections ◆ Read “A White Heron” Complete Reading Focus: Visualizing
	34	34	
	* Repeat Assignment 7B – Plan (using a different prompt)		Watch Day 4 video (2:39) // Read Day 4 text Complete Analyzing Literary Elements – <i>Complete only #1, #3, and #4. May be completed as a discussion.</i> Complete Check Comprehension Complete Connection Reflection (<i>choose 1</i>)
	35	35	
	* Repeat Assignment 7B – Draft		Watch Day 5 video (3:48) // Read Day 5 text Complete Analyzing Figurative Language Complete <u>one</u> of the following: <input type="checkbox"/> One (1) Extended Activity Writing Connection – <i>Student may refer to online resources and/or the Essentials in Writing textbook for help with personal letter format.</i>
Week 8	36	36	
	 Watch Lesson 10 video (8:39) // Read Lesson 10 text Complete Assignment 10		Complete “A White Heron” Independent Practice <i>ADJUSTMENT:</i> <i>Analyzing Literary Elements – For additional support, student may search online for information regarding the symbolic meaning of their chosen symbol from this story.</i> <i>Connection Reflection: Written Response – Complete only #2. May be completed as a discussion.</i>

* only complete as necessary

◆ locate material online or in library

may need to prepare/introduce in advance

 can be submitted to the EIW Scoring Service


Essentials in Literature Alternative Instructional Strategies

	37		37	
		* Repeat Assignment 9B – Plan (using a different prompt)		<p>“The Bet” <i>NOTE: If you choose to skip a story in order to shorten the fiction unit, skip “A White Heron” or “The Bet.”</i> Read Day 1 text Meet the Author <i>Optionally</i> complete Research Activity</p>
	38		38	
		* Repeat Assignment 9B – Draft		Watch Day 2 video (1:56) // Read Day 2 text * Complete Vocabulary – <i>Sentence portion is optional.</i> Analyzing Literature: Flashback
	39		39	
		* Repeat Assignment 10 (Letter D)		Watch Day 3 video (2:36) // Read Day 3 text Access the Backdrop Making Life’s Connections ♦ Read “The Bet” Complete Reading Focus: Author’s Purpose
40		40		
	No assignment		Watch Day 4 video (2:35) // Read Day 4 text Complete Analyzing Literary Elements – <i>Complete only #2 and 3.</i> Complete Check Comprehension – <i>May be completed as a discussion.</i> Complete Connection Reflection (<i>choose 1</i>)	
Week 9	41	One-Week Break	41	
				Watch Day 5 video (3:07) // Read Day 5 text Read Plot Device: Chekhov’s Gun – <i>Skip.</i> <i>Optionally</i> complete Writing Connection
	42		42	
				Complete “The Bet” Independent Practice <i>ADJUSTMENTS:</i> <i>Analyzing Literary Elements – Skip.</i> <i>Plot Device: Chekhov’s Gun – Skip.</i>

* only complete as necessary

♦ locate material online or in library

□ may need to prepare/introduce in advance

 can be submitted to the EIW Scoring Service


Essentials in Literature Alternative Instructional Strategies

				<i>Connection Reflection: Written Response – Complete only #2. May be completed as a discussion.</i>
	43		43	
				Study for Fiction Summative Assessment
	44		44	
				Study for Fiction Summative Assessment
	45		45	
				<input type="checkbox"/> Complete Fiction Summative Assessment (◆ Read “Blues Ain’t No Mockin’ Bird”) <i>OPTIONS FOR COMPLETEING SUMMATIVE ASSESSMENT:</i> 1. Complete over the course of 2 days. Complete the first half on Day 1 and the second half (which covers “Blues Ain’t No Mockin’ Bird”) on Day 2. 2. Complete only the first half of the assessment; skip “Blues Ain’t No Mockin’ Bird.” <i>ADJUSTMENTS to “Blues Ain’t No Mockin’ Bird”:</i> Figurative Language: Simile – Skip. Figurative Language: Metaphor – Skip. Connection Reflection: Written Response – Skip. <i>GENERAL GUIDELINES:</i> - Allow the student to use the text and/or their notes to assist with the assessment. - Allow the student to complete any chosen section verbally. - If the student skipped reading “A White Heron” or “The Bet,” not all questions of the assessment will apply to what the student has read. Adjust as needed.
Week 10	46		46	
		SECTION 3: ESSAYS		NONFICTION UNIT
		Watch Lesson 1 video (7:02) // Read Lesson 1 text		Analyzing Nonfiction If needed, read the sections aloud to the student. ↓↓

* only complete as necessary

◆ locate material online or in library

□ may need to prepare/introduce in advance

 can be submitted to the EIW Scoring Service

Essentials in Literature Alternative Instructional Strategies

				Help the student identify material to include in the Reader's Notebook (i.e. definitions of bold-print words, lists, etc.). Watch Day 1 video (4:06) // Read Day 1 text
	47		47	
		Watch Lesson 2 video (5:44) // Read Lesson 2 text		Watch Day 2 video (4:37) // Read Day 2 text
	48		48	
		Personal Essay Watch Lesson 3 video (7:58) // Read Lesson 3 text Complete Assignment 3 – Organize Thoughts		Watch Day 3 video (4:21) // Read Day 3 text
	49		49	
		Watch Lesson 4 video (8:21) // Read Lesson 4 text Complete Assignment 4 – Organize Body Paragraphs		Watch Day 4 video (4:30) // Read Day 4 text
	50		50	
		No assignment		No assignment
Week 11	51		51	
		Watch Lesson 5 video (8:50) // Read Lesson 5 text Complete Assignment 5 – Drafting Opening Paragraph		Charles Martel Biography Read Day 1 text Pre-reading Activity: Scope, Strategy, and Success Complete Research Activity – <i>May be completed as a discussion.</i>
	52		52	
		Watch Lesson 6 (6:46) // Read Lesson 6 text Complete Assignment 6 – Drafting Body Paragraphs		Watch Day 2 video (3:30) // Read Day 2 text Access the Backdrop – <i>Teacher may read aloud to the student and discussion the segment.</i> Making Life's Connection
	53		53	
		Watch Lesson 7 video (2:44) // Read Lesson 7 text Complete Assignment 7 – Drafting Closing Paragraph		Watch Day 3 video (8:48) // Read Day 3 text Reading to Learn – <i>Teacher may want to provide examples or model the note-taking process using short passages or paragraphs.</i> Reading Activity: Structure, Simplicity, Synergy Complete Reading to Learn: Taking Notes – <i>Teacher may choose to print out the biography and allow the student to highlight or ↓↓</i>

* only complete as necessary

◆ locate material online or in library

□ may need to prepare/introduce in advance

📄 can be submitted to the EIW Scoring Service


Essentials in Literature Alternative Instructional Strategies

				<i>underline important information. The student may copy this information into their notes.</i> ◆ <i>Read Charles Martel Biography</i>
	54		54	
		Watch Lesson 8 video (6:08) // Read Lesson 8 text Complete Assignment 8 – Revise		Watch Day 4 video (2:56) // Read Day 4 text Complete Reading to Learn: Taking Notes Complete Writing Connection
	55		55	
		Watch Lesson 9 video (2:35) // Read Lesson 9 text Complete Assignment 9A – Edit and Publish		No assignment
Week 12	56		56	
		Persuasive Essay Watch Lesson 1 video (6:56) // Read Lesson 1 text Complete Assignment 1 – Organizing Thoughts		“The Origin of Blue Jeans” Read Day 1 text Pre-reading Activity: What Do You Know? – <i>Teacher may read aloud to the student and discuss each term.</i> Complete Research Activity
	57		57	
		Watch Lesson 2 video (8:46) // Read Lesson 2 text Complete Assignment 2 – Organizing Essay Paragraphs		Watch Day 2 video (4:11) // Read Day 2 text Reading to Learn: Reading Comprehension
	58		58	
		Watch Lesson 3 video (7:22) // Read Lesson 3 text Complete Assignment 3 – Drafting Opening Paragraph		Watch Day 3 video (2:21) // Read Day 3 text Access the Backdrop Making Life’s Connections Complete Reading to Learn: Self-Monitoring – <i>Use these questions for self-monitoring: “What do I find confusing? How/Where can I find the answer or explanation?”</i> ◆ <i>Read “The Origin of Blue Jeans”</i>
	59		59	
	Watch Lesson 4 video (7:06) // Read Lesson 4 text Complete Assignment 4 – Drafting Body Paragraphs		Watch Day 4-5 video (1:55) // Read Day 4-5 text Complete Analyzing an Article	
	60		60	
		No assignment OR Continue Assignment 4		Complete Check Comprehension


* only complete as necessary

◆ locate material online or in library

□ may need to prepare/introduce in advance

 can be submitted to the EIW Scoring Service


Essentials in Literature Alternative Instructional Strategies

Week 13	61		61	
		Watch Lesson 5 video (4:07) // Read Lesson 5 text Complete Assignment 5 – Drafting Closing Paragraph		“Farewell Letter to the Pilgrims” Read Day 1 text Meet the Author Complete Research Activity – <i>May be completed as a discussion.</i>
	62		62	
		Watch Lesson 6 video (5:37) // Read Lesson 6 text Complete Assignment 6 – Revise		Watch Day 2 video (2:42) // Read Day 2 text * Complete Vocabulary – <i>Sentence writing is optional.</i> Analyzing Literature: Letters – <i>Read and discuss with student.</i>
	63		63	
		 Watch Lesson 7 video (1:55) // Read Lesson 7 text Complete Assignment 7A – Edit and Publish		Watch Day 3 video (3:22) // Read Day 3 text Access the Backdrop Making Life’s Connections Complete Reading Focus: Making Connections ♦ <i>Read “Farewell Letter to the Pilgrims”</i>
	64		64	
	No assignment		Watch Day 4-5 video (3:15) // Read Day 4-5 text Complete Check Comprehension Complete Connection Reflection – <i>Complete only #10.</i>	
65		65		
	No assignment		Complete Analyzing Literary Elements: Diction Complete <u>one</u> of the following: <input type="checkbox"/> One (1) Extended Activity – <i>For “Visti a Museum” activity, student may search online for images/explanations of colonial-era artifacts.</i> Writing Connection – <i>Letter may be written in the voice of the student rather than in the style of Robinson’s letter.</i>	
Week 14	66		66	
		* Repeat Personal Essay Complete Assignment 9B		Book Review: A Wrinkle in Time NOTE: <i>Students will be reading a <u>review</u> of A Wrinkle in Time, not the story itself. If you choose to skip a section in order to shorten the nonfiction unit, skip this section.</i> ↓↓

* only complete as necessary

♦ locate material online or in library

□ may need to prepare/introduce in advance

 can be submitted to the EIW Scoring Service


Essentials in Literature Alternative Instructional Strategies

				Read Day 1 text Meet the Author Research Activity
	67		67	
		Continue Assignment 9B		Watch Day 2 video (2:21) // Read Day 2 text Analyzing Literature: Book Review * Complete Vocabulary – <i>Complete through discussion.</i>
	68		68	
		Continue Assignment 9B		Watch Day 3 video (2:18) // Read Day 3 text Access the Backdrop Making Life’s Connections ♦ <i>Read Book Review: A Wrinkle in Time</i>
	69		69	
		Continue Assignment 9B		Watch Day 4-5 video (2:33) // Read Day 4-5 text Complete Analyzing Literary Elements – <i>Complete only #3.</i> Complete Check Comprehension
	70		70	
		Continue Assignment 9B		Analyzing Literature: Book Review Complete Writing Connection – <i>Student may omit interviews with other people or authors connected to the book they choose.</i>
Week 15	71	One-Week Break	71	
				Study for Nonfiction Summative Assessment
	72		72	
				Study for Nonfiction Summative Assessment
	73		73	
				<input type="checkbox"/> Complete Nonfiction Summative Assessment (♦ <i>Read “John Steinbeck on Falling in Love: A 1958 Letter”</i>) (♦ <i>Read “The Guardian Review of Mockingbird”</i>) NOTE: <i>Skip the Nonfiction Summative Assessment if the student did <u>not</u> read the section “Book Review: A Wrinkle in Time”</i>

* only complete as necessary

♦ locate material online or in library

□ may need to prepare/introduce in advance

 can be submitted to the EIW Scoring Service


Essentials in Literature Alternative Instructional Strategies


				<p><i>ADJUSTMENTS:</i> <i>Fill in the Blank – Skip.</i> <i>Vocabulary: - Student may use their list of vocabulary words or a dictionary for reference.</i> <i>Multiple Choice (1-9) – Skip.</i> <i>Matching (Steinbeck’s Letter vs Robinson’s Letter) – Skip.</i> <i>“The Guardian Review of Mockingbird” – Skip entire section.</i></p> <p><i>GENERAL GUIDELINES:</i> - Allow the student to use the text and/or their notes to assist with the assessment. - Allow the student to complete any chosen section verbally.</p>
	74		74	
				No assignment
	75		75	
				No assignment
Week 16	76		76	One-Week Break
		Expository Essay Watch Lesson 1 video (6:44) // Read Lesson 1 text Complete Assignment 1 – Organizing Thoughts		
	77		77	
		Watch Lesson 2 video (7:47) // Read Lesson 2 text Complete Assignment 2 – Organizing Essay Paragraphs		
	78		78	
		Watch Lesson 3 video (4:24) // Read Lesson 3 text Complete Assignment 3 – Drafting Opening Paragraph		
	79		79	
		Watch Lesson 4 video (15:53) // Read Lesson 4 text Complete Assignment 4 – Drafting Body Paragraphs		
	80		80	
		No assignment OR Continue Assignment 4		

* only complete as necessary

◆ locate material online or in library

□ may need to prepare/introduce in advance


 can be submitted to the EIW Scoring Service

Week 17	81	81		
		Watch Lesson 5 video (3:33) // Read Lesson 5 text Complete Assignment 5 – Transitions Between Body Paragraphs	81	<p style="text-align: center;">NOVEL UNIT</p> <p><i>The Hobbit</i> <i>Student may read the novel text or listen to an audio recording of the novel.</i> <i>Student can keep a Reader’s Notebook for the novel in which they keep track of things like vocabulary, descriptions of characters, timelines, etc.</i> <i>Completing vocabulary cards/keeping track of vocabulary words in the Reader’s Notebook is highly recommended. The teacher may provide additional explanation of definitions if needed.</i> Watch Day 1 video (3:44) // Read Day 1 text Meet the Author Making Life’s Connections</p>
	82	82		
		Watch Lesson 6 video (10:20) // Read Lesson 6 text Complete Assignment 6 – Drafting Closing Paragraph	82	Read Day 2 text Access the Backdrop – <i>Help the student determine which information should be written down in their Reader’s Notebook (i.e. definition, descriptions of elves/dwarves, etc.).</i>
	83	83		
	Watch Lesson 7 video (9:03) // Read Lesson 7 text Complete Assignment 7 – Revise	83	Read Day 3 text Access the Backdrop – <i>Help the student determine which information should be written down in their Reader’s Notebook (i.e. definition, descriptions of elves/dwarves, etc.).</i>	
84	84			
	 Watch Lesson 8 video (2:30) // Read Lesson 8 text Complete Lesson 8A – Edit and Publish	84	Watch Day 4 video (4:39) // Read Day 4 text Analyzing Literature: Characters Complete Reading Focus: Skimming and Scanning – <i>Consider allowing the student to practice these skills using shorter, easy-to-read passages prior to reading the novel.</i>	

* only complete as necessary

◆ locate material online or in library

□ may need to prepare/introduce in advance

 can be submitted to the EIW Scoring Service


Essentials in Literature Alternative Instructional Strategies

Week 18	85		85	
		No assignment		Section One Watch Day 5 video (3:53) // Read Day 5 text * Complete Vocabulary Reading Focus: Characters ♦ Start reading Chapters 1-4 Start While You Read: Event Log – <i>Teacher may assist student.</i>
	86		86	
		* Repeat Persuasive Essay Complete Assignment 7B		♦ Continue reading Chapters 1-4 Continue While You Read: Event Log – <i>Teacher may assist student.</i> Watch Day 6 video (3:30) // Read Day 6 text Complete Reading Focus: Character List
	87		87	
		Continue Assignment 7B		♦ Finish reading Chapters 1-4 Finish While You Read: Event Log – <i>Teacher may assist student.</i> Watch Day 7 video (3:36) // Read Day 7 text Complete Analyzing Literature: Character Motives – <i>Student may need help choosing the three main characters.</i> Complete Analyzing Literature: Character Development
88		88		
	Continue Assignment 7B		Section Two Watch Day 8 video (2:39) // Read Day 8 text * Complete Vocabulary Reading Focus: Setting and Mood ♦ Start reading Chapters 5-7 Start While You Read: Event Log – <i>Teacher may assist student.</i>	
89		89		
	Continue Assignment 7B		♦ Continue reading Chapters 5-7 Continue While You Read: Event Log – <i>Teacher may assist student.</i> Watch Day 9 video (2:00) // Read Day 9 text ↓↓	

* only complete as necessary

♦ locate material online or in library

□ may need to prepare/introduce in advance

 can be submitted to the EIW Scoring Service


Essentials in Literature Alternative Instructional Strategies

			Complete Reading Focus: Setting and Mood
	90	90	
		Continue Assignment 7B	<p>◆ <i>Continue reading Chapters 5-7</i></p> <p>Continue While You Read: Event Log – <i>Teacher may assist student.</i></p> <p>Watch Day 10 video (3:18) // Read Day 10 text</p> <p>Complete Analyzing Literature: Character Relations – <i>May be completed as a discussion.</i></p>
Week 19	91	91	
		<p>Compare and Contrast Essay</p> <p>Watch Lesson 1-1 video (7:45) and Lesson 1-2 video (4:02) //</p> <p>Read Lesson 1 text</p> <p>Complete Assignment 1 Part 1 and Part 2 – Organizing Thoughts</p>	<p>◆ <i>Continue reading Chapters 5-7</i></p> <p>Continue While You Read: Event Log – <i>Teacher may assist student.</i></p> <p>Watch Day 11 video (2:20) // Read Day 11 text</p> <p>Complete Analyzing Literature: Internal and External Conflict – <i>May be completed as a discussion.</i></p>
	92	92	
		Watch Lesson 2 video (11:35) // Read Lesson 2 text Complete Assignment 2 – Organizing Essay Paragraphs	<p>◆ <i>Finish reading Chapters 5-7</i></p> <p>Finish While You Read: Event Log – <i>Teacher may assist student.</i></p> <p>Watch Day 12 video (3:39) // Read Day 12 text</p> <p>Complete Connection Reflection: Written Response (choose one) – <i>May be completed as a discussion.</i></p>
	93	93	
		Watch Lesson 3 video (4:50) // Read Lesson 3 text Complete Assignment 3 – Drafting Opening Paragraph	<p>Section Three</p> <p>Watch Day 13 video (2:17) // Read Day 13 text</p> <p>* Complete Vocabulary</p> <p>Reading Focus: Character Development</p> <p>◆ <i>Start reading Chapters 8-10</i></p> <p>Start While You Read: Event Log – <i>Teacher may assist student.</i></p>
94	94		
	Watch Lesson 4 video (6:35) // Read Lesson 4 text Complete Assignment 4 – Drafting Body Paragraphs	<p>◆ <i>Continue reading Chapters 8-10</i></p> <p>Continue While You Read: Event Log – <i>Teacher may assist student.</i></p>	


* only complete as necessary

◆ locate material online or in library

□ may need to prepare/introduce in advance

 can be submitted to the EIW Scoring Service


Essentials in Literature Alternative Instructional Strategies

				Watch Day 14 video (2:06) // Read Day 14 text Complete Reading Focus: Character Development
	95		95	
		No assignment OR Continue Assignment 4		♦ <i>Continue reading Chapters 8-10</i> Continue While You Read: Event Log – <i>Teacher may assist student.</i> Watch Day 15 video (3:12) // Read Day 15 text Complete Analyzing Literature: Connecting to Characters
Week 20	96		96	
		Watch Lesson 5 video (4:55) // Read Lesson 5 text Complete Assignment 5 – Drafting Closing Paragraph		♦ <i>Finish reading Chapters 8-10</i> Finish While You Read: Event Log – <i>Teacher may assist student.</i> Watch Day 16 video (3:14) // Read Day 16 text Complete Analyzing Figurative Language – <i>Skip the paragraph writing portion of this segment, but complete the rest either in writing or discussion.</i>
	97		97	
		Watch Lesson 6 video (7:13) // Read Lesson 6 text Complete Assignment 6 – Revise		No assignment
	98		98	
		Watch Lesson 7 video (0:37) // Read Lesson 7 text Complete Assignment 7A – Edit and Publish		No assignment
	99		99	
		No assignment		No assignment
	100		100	
	No assignment		No assignment	
Week 21	101		101	
		* Repeat Expository Essay Complete Assignment 8B		Section Four Watch Day 17 video (2:24) // Read Day 17 text * Complete Vocabulary Reading Focus: Making Inferences ♦ <i>Start reading Chapters 11-13</i> Start While You Read: Event Log – <i>Teacher may assist student.</i>

* only complete as necessary

♦ locate material online or in library

□ may need to prepare/introduce in advance

 can be submitted to the EIW Scoring Service


Essentials in Literature Alternative Instructional Strategies

	102		102	
		Continue Assignment 8B		♦ <i>Continue reading Chapters 11-13</i> Continue While You Read: Event Log – <i>Teacher may assist student.</i> Watch Day 18 video (2:39) // Read Day 18 text
	103		103	
		Continue Assignment 8B		♦ <i>Continue reading Chapters 11-13</i> Continue While You Read: Event Log – <i>Teacher may assist student.</i> Watch Day 19 video (3:07) // Read Day 19 text Complete Analyzing Literature: Problem and Solution
	104		104	
	Continue Assignment 8B		♦ <i>Finish reading Chapters 11-13</i> Finish While You Read: Event Log – <i>Teacher may assist student.</i> Watch Day 20 video (2:31) // Read Day 20 text Complete Analyzing Literature: Foreshadowing	
105		105		
	Continue Assignment 8B		<i>Section Five</i> Watch Day 21 video (1:56) // Read Day 21 text * Complete Vocabulary Reading Focus: Making Predictions ♦ <i>Start reading Chapters 14-16</i> Start While You Read: Event Log – <i>Teacher may assist student.</i> (Complete Day 20 Analyzing Literature: Foreshadowing)	
Week 22	106		106	
		* Repeat Compare and Contrast Essay Complete Assignment 7B		♦ <i>Continue reading Chapters 14-16</i> Continue While You Read: Event Log – <i>Teacher may assist student.</i> Watch Day 22 video (4:01) // Read Day 22 text Complete Reading Focus: Making Predictions

* only complete as necessary

♦ locate material online or in library

□ may need to prepare/introduce in advance

 can be submitted to the EIW Scoring Service


Essentials in Literature Alternative Instructional Strategies

	107		107	
		Continue Assignment 7B		<p>◆ <i>Continue reading Chapters 14-16</i> Continue While You Read: Event Log – <i>Teacher may assist student.</i> Watch Day 23 video (3:24) // Read Day 23 text Complete Analyzing Literature: Character Archetypes</p>
	108		108	
		Continue Assignment 7B		<p>◆ <i>Finish reading Chapters 14-16</i> Finish While You Read: Event Log – <i>Teacher may assist student.</i> Watch Day 24 video (3:56) // Read Day 24 text <i>(Skip Comprehension Questions.)</i></p>
	109		109	
	Continue Assignment 7B		<p>Section Six Watch Day 25 video (4:17) // Read Day 25 text * Complete Vocabulary Reading Focus: Identify Climax ◆ <i>Start reading Chapters 17-19</i> Start While You Read: Event Log – <i>Teacher may assist student.</i></p>	
110		110		
	Continue Assignment 7B		<p>◆ <i>Continue reading Chapters 17-19</i> Continue While You Read: Event Log – <i>Teacher may assist student.</i> Watch Day 26 video (2:48) // Read Day 26 text Analyzing Literature: Character Development – <i>Complete the chart, but skip the segment about explaining the techniques Tolkien used to develop Bilbo throughout The Hobbit.</i></p>	
Week 23	111	One-Week Break	111	
				<p>◆ <i>Continue reading Chapters 17-19</i> Continue While You Read: Event Log – <i>Teacher may assist student.</i> Watch Day 27 video (1:45) // Read Day 27 text ↓↓</p>

* only complete as necessary

◆ locate material online or in library

□ may need to prepare/introduce in advance

 can be submitted to the EIW Scoring Service


Essentials in Literature Alternative Instructional Strategies

			Analyzing Literature: Character Development – <i>Complete first segment only. Second segment may be completed as a discussion.</i>
	112		112
			♦ <i>Finish reading Chapters 17-19</i> Finish While You Read: Event Log – <i>Teacher may assist student.</i> Watch Day 28 video (3:10) // Read Day 28 text Analyzing Literature: Theme – <i>May be completed through discussion.</i>
	113		113
			Watch Day 29 video (4:29) // Read Day 29 text
	114		114
			Study for Novel Summative Assessment
	115		115
		Study for Novel Summative Assessment	
Week 24	116		116
		* Repeat Personal Essay Complete Assignment 9B (new prompt)	Complete Novel Summative Assessment <i>Student may reference their notes/the text throughout the assessment.</i> ADJUSTMENTS: <i>Analyzing Figurative Language: Imagery – List the words/phrases the author uses to appeal to the sense listed for each passage.</i> <i>Analyzing Literature: Character Development – May be completed through discussion.</i> <i>Connection Reflection: Written Response – Skip.</i>
	117		117
	Continue Assignment 9B		Watch Culminating Activity video (3:26) Begin Novel Culminating Activity ADJUSTMENTS: <i>Part 1 – Create a character, then insert the character into only ONE event in The Hobbit.</i> ↓↓

* only complete as necessary

♦ locate material online or in library

□ may need to prepare/introduce in advance

 can be submitted to the EIW Scoring Service

Essentials in Literature Alternative Instructional Strategies

				<p><i>Part 2 – Consider shortening the assignment to have the student only write one paragraph in which they insert their original character.</i></p> <p><i>It is okay for the student to change the story to fit their character and demonstrate how their character changed the course of the story.</i></p>
	118		118	
		Continue Assignment 9B		Continue Novel Culminating Activity
	119		119	
		Continue Assignment 9B		Continue Novel Culminating Activity
	120		120	
		Continue Assignment 9B		Continue Novel Culminating Activity
Week 25	121		121	One-Week Break OR Finish Novel Culminating Activity
		* Repeat Persuasive Essay Complete Assignment 7B (new prompt)		
	122		122	
		Continue Assignment 7B		
	123		123	
		Continue Assignment 7B		
	124		124	
		Continue Assignment 7B		
Week 26	126		126	POETRY UNIT Analyzing Poetry <i>If needed, read the sections aloud to the student.</i> <i>Help the student identify material to include in the Reader’s Notebook (i.e. common terms like lines, stanzas, poetic forms, figurative language definitions, etc.)</i>
		* Repeat Expository Essay Complete Assignment 7B (new prompt)		

* only complete as necessary

◆ locate material online or in library

□ may need to prepare/introduce in advance

📄 can be submitted to the EIW Scoring Service


Essentials in Literature Alternative Instructional Strategies

				Throughout the unit, the student may read the poems or listen to audio recordings of the poems. Watch Day 1 video (8:51) // Read Day 1 text
	127		127	
		Continue Assignment 7B		Watch Day 2 video (5:53) // Read Day 2 text
	128		128	
		Continue Assignment 7B		Watch Day 3 video (3:32) // Read Day 3 text
	129		129	
		Continue Assignment 7B		Watch Day 4 video (5:22) // Read Day 4 text
	130		130	
		Continue Assignment 7B		No assignment
Week 27	131		131	
		* Repeat Compare and Contrast Essay Complete Assignment 7B (new prompt)		“Dreams” Read Day 1 text Meet the Author Making Life’s Connections
	132		132	
		Continue Assignment 7B		Watch Day 2 video (3:44) // Read Day 2 text Access the Backdrop Analyzing Figurative Language: Metaphor Elements of Poetry: Mood and Tone ◆ Read “Dreams” Complete Analyzing Figurative Language: Metaphor Complete Comprehend and Connect (choose 3) – <i>May be completed through discussion.</i>
	133		133	
		Continue Assignment 7B		Watch Day 3 video (3:39) // Read Day 3 text Complete Elements of Poetry: Mood and Tone – <i>May be completed through discussion. Complete the two charts. Student may skip the vocabulary activity at the bottom of the page.</i>

* only complete as necessary

◆ locate material online or in library

□ may need to prepare/introduce in advance

 can be submitted to the EIW Scoring Service


Essentials in Literature Alternative Instructional Strategies

	134		134	
		Continue Assignment 7B		Read Day 4 text Complete <u>one</u> of the following: Writing Poetry – <i>Optional</i> . Speaking and Listening – <i>Optional</i> .
	135		135	
		Continue Assignment 7B		Watch Day 5 video (2:19) // Read Day 5 text ♦ Read “Red Roses” Complete Elements of Poetry: Dialect – <i>Student may skip the writing of their description of the mood and tone of “Red Roses” and the Final Thoughts section.</i>
Week 28	136	One-Week Break	136	
				“ <i>Still I Rise</i> ” Read Day 1 text Meet the Author Making Life’s Connections
	137		137	
				Watch Day 2 video (4:31) // Read Day 2 text Access the Backdrop Analyzing Figurative Language: Simile Elements of Poetry: Rhythm ♦ Read “ <i>Still I Rise</i> ” Complete Analyzing Figurative Language: Simile Complete Comprehend and Connect – <i>Complete only #2.</i>
	138		138	
				Watch Day 3 video (2:41) // Read Day 3 text
	139		139	
				Read Day 4 text Complete Writing Poetry – <i>Optional</i> .
140		140		
				Watch Day 5 video (2:10) // Read Day 5 text ♦ Read “ <i>Nothing Gold Can Stay</i> ”

* only complete as necessary

♦ locate material online or in library

□ may need to prepare/introduce in advance


 can be submitted to the EIW Scoring Service

Week 29	141		141	
		Research Paper Watch Lesson 1 video (6:34) // Read Lesson 1 text		“A Poison Tree” Read Day 1 text Meet the Author Making Life’s Connections
	142		142	
		Watch Lesson 2-1 video (6:46) and Lesson 2-2 video (3:48) // Read Lesson 2 text Complete Assignment 2 Parts 1 and 2 – Choose and Narrow Topic		Watch Day 2 video (3:26) // Read Day 2 text Access the Backdrop Analyzing Figurative Language: Symbolism Elements of Poetry: Voice ♦ Read “A Poison Tree” Complete Analyzing Figurative Language: Symbolism – <i>Student may search online for answers.</i> Complete Comprehend and Connect – <i>Complete only #1 and #3.</i>
	143		143	
		Watch Lesson 3 video (3:35) // Read Lesson 3 text Complete Assignment 3 – Research Questions		Watch Day 3 video (3:49) // Read Day 3 text
	144		144	
	Watch Lesson 4 video (4:49) // Read Lesson 4 text		Read Day 4 text Complete <u>one</u> of the following: Writing Poetry – <i>Optional.</i> Speaking and Listening	
145		145		
	Watch Lesson 5 video (7:37) // Read Lesson 5 text		Watch Day 5 video (4:02) // Read Day 5 text ♦ Read “Fire and Ice” Complete Elements of Poetry: Rhyme Scheme	
Week 30	146		146	
		Watch Lesson 6 video (6:55) // Read Lesson 6 text Start Assignment 6 – Research		“Sonnet 29” Read Day 1 text Meet the Author Making Life’s Connections

* only complete as necessary

♦ locate material online or in library

□ may need to prepare/introduce in advance

 can be submitted to the EIW Scoring Service


Essentials in Literature Alternative Instructional Strategies

	147		147	
		Continue Assignment 6 – Research		Watch Day 2 video (6:47) // Read Day 2 text Access the Backdrop – <i>Have student add notes to their Reader’s Notebook illustrating the differences between the Italian sonnet and the English sonnet and the rules for each section.</i> Analyzing Figurative Language: Hyperbole Elements of Poetry: Rhyme ♦ Read “Sonnet 29” Complete Analyzing Figurative Language: Hyperbole – <i>May be completed through discussion.</i> Complete Comprehend and Connect – <i>Complete #1 and #4 only.</i>
	148		148	
		Continue Assignment 6 – Research		Watch Day 3 video (4:15) // Read Day 3 text Complete Elements of Poetry: Rhyme Scheme – <i>Complete #1 and #2 only.</i>
	149		149	
	Continue Assignment 6 – Research		Read Day 4 text Complete Writing Poetry – <i>Optional.</i>	
150		150		
	Complete Assignment 6 – Research		Watch Day 5 video (1:54) // Read Day 5 text ♦ Read “The Naming of Cats” Complete Elements of Poetry: Rhyme Scheme	
Week 31	151		151	
		Watch Lesson 7 video (6:37) // Read Lesson 7 text Complete Assignment 7 – Thesis and Outline		“The Wind Begun to Rock the Grass” Read Day 1 text Meet the Author Making Life’s Connections
152		152		
	Watch Lesson 8 video (8:08) // Read Lesson 8 text Complete Assignment 8 – Draft Introduction		Watch Day 2 video (3:28) // Read Day 2 text Access the Backdrop Analyzing Figurative Language: Personification Elements of Poetry: Diction ⇓	

* only complete as necessary

♦ locate material online or in library

□ may need to prepare/introduce in advance

 can be submitted to the EIW Scoring Service


Essentials in Literature Alternative Instructional Strategies

			<p>◆ Read “<i>The Wind Begin to Rock the Grass</i>” Complete Analyzing Figurative Language: Personification – <i>Complete the first chart only.</i> Complete Comprehend and Connect – <i>Complete #1 only.</i></p>
	153		153
		Watch Lesson 9 video (5:39) // Read Lesson 9 text Complete Assignment 9 – Organizing Body Paragraphs	Watch Day 3 video (3:13) // Read Day 3 text
	154		154
		No assignment	Read Day 4 text Complete <u>one</u> of the following: Writing Poetry – <i>Optional.</i> Speaking and Listening
	155		155
		No assignment	No assignment.
Week 32	156		156
		Watch Lesson 10 video (9:04) // Read Lesson 10 text Complete Assignment 10 – Drafting Body Paragraphs	“<i>When It Is Snowing</i>” Read Day 1 text Meet the Author Making Life’s Connections
	157		157
		Continue Assignment 10 – Drafting Body Paragraphs	Watch Day 2 video (3:30) // Read Day 2 text Access the Backdrop Analyzing Figurative Language: Imagery Elements of Poetry: Mood and Tone ◆ Read “ <i>When It Is Snowing</i> ” Complete Analyzing Figurative Language: Imagery Complete Comprehend and Connect – <i>Complete #2 only. May be completed through discussion.</i>
	158		158
		Continue Assignment 10 – Drafting Body Paragraphs	Watch Day 3 video (3:29) // Read Day 3 text
	159		159
		Continue Assignment 10 – Drafting Body Paragraphs	Read Day 4 text ↓↓

* only complete as necessary

◆ locate material online or in library

□ may need to prepare/introduce in advance

 can be submitted to the EIW Scoring Service


Essentials in Literature Alternative Instructional Strategies


			Complete Writing Poetry – <i>Optional</i> .
	160	160	
	Watch Lesson 11 video (3:44) // Read Lesson 11 text Complete Assignment 11 – Draft Closing Paragraph		Watch Day 5 video (2:32) // Read Day 5 text ♦ <i>Read “Poppies”</i> Complete Elements of Poetry: Rhyme Scheme
Week 33	161	161	
	Watch Lesson 12 video (7:06) // Read Lesson 12 text Complete Assignment 12 – Revise		“The Raven” Read Day 1 text Meet the Author Making Life’s Connections
	162	162	
	Continue Assignment 12 – Revise		Watch Day 2 video (3:51) // Read Day 2 text Access the Backdrop Analyzing Figurative Language: Symbolism Elements of Poetry: Rhythm ♦ <i>Read “The Raven”</i> Complete Analyzing Figurative Language: Symbolism – <i>May be completed through discussion.</i> Complete Comprehend and Connect – <i>Complete #1 only.</i>
	163	163	
	Watch Lesson 13 video (1:15) // Read Lesson 13 text Complete Assignment 13 – Edit and Publish		Watch Day 3 video (2:20) // Read Day 3 text
	164	164	
	Continue Assignment 13 – Edit and Publish		Read Day 4 text Complete <u>one</u> of the following: Writing Poetry – <i>Optional</i> . Speaking and Listening
165	165		
No assignment		Watch Day 5 video (2:50) // Read Day 5 text Complete Analyzing Figurative Language: Hyperbole – <i>If needed, student may search online for the meanings of the hyperbole.</i>	

* only complete as necessary

♦ locate material online or in library

□ may need to prepare/introduce in advance


 can be submitted to the EIW Scoring Service

Week 34	166		166	
		Watch Lesson 14 video (10:04) // Read Lesson 14 text Complete Assignment 14 – Citing Sources		Study for Poetry Summative Assessment
	167		167	
		Watch Lesson 15 video (2:54) // Read Lesson 15 text Complete Assignment 15 – Adding a Title Page and Outline		Study for Poetry Summative Assessment
	168		168	
		Watch End of Year video (1:38)		Complete Poetry Summative Assessment <i>ADJUSTMENTS:</i> <i>Allow student to use their notes and/or text as a resource for the assessment.</i> <i>Fill in the Blank – Provide students with a word bank for the second part.</i> <i>“The Eagle” – Skip.</i> <i>“The Rose the Grew from Concrete” – Skip.</i> <i>“The Wise Old Apple Tree in Spring” – Skip.</i>
	169		169	
		No assignment		No assignment
	170		170	
		No assignment		No assignment

* only complete as necessary

◆ locate material online or in library

□ may need to prepare/introduce in advance

 can be submitted to the EIW Scoring Service