

Optional 34-Week Essentials in Writing/Essentials in Literature Plan Level 10

IMPORTANT: Prior to beginning, [watch the preliminary videos](#) about how to use the curriculum as well as [read all the Curriculum Information](#) in the Teacher Handbook.



Below are suggested daily pacing guides for an [average Level 10 track]. Alternative plans for an [advanced track] and a [remedial track] for Essentials in Literature are available for download at [the website].

Please note that students can complete Essentials in Literature activities in a variety of ways (written answers, verbal answers, discussion with other students, etc.).


Symbol Key is located on the footer of each page.

	Essentials in Writing		Essentials in Literature	
Week 1	1		1	
		SECTION 1: SENTENCES Watch Lesson 1 video (length: 7:48) // Read Lesson 1 text Complete Assignment 1A		FICTION UNIT <i>Fiction Introduction</i> Watch Fiction Introduction video (length: 5:59) Watch Day 1 video (6:28) // Read Day 1 text
	2		2	
		* Rewatch Lesson 1 video (7:48) // Reread Lesson 1 text Complete Assignment 1B		Watch Day 2 video (9:32) // Read Day 2 text
	3		3	
		Watch Lesson 2 video (7:45) // Read Lesson 2 text Complete Assignment 2A		Watch Day 3 video (10:11) // Read Day 3 text
	4		4	
		* Rewatch Lesson 2 video (7:45) // Reread Lesson 2 text Complete Assignment 2B		Watch Day 4 video (6:59) // Read Day 4 text
Week 2	5		5	
		Watch Lesson 3 video (6:09) // Read Lesson 3 text Complete Assignment 3A		Watch Day 5 video (4:50) // Read Day 5 text
	6		6	
		* Rewatch Lesson 3 video (6:09) // Reread Lesson 3 text Complete Assignment 3B		Watch Day 6 video (3:18) // Read Day 6 text
7		7		
	Watch Lesson 4 video (6:55) // Read Lesson 4 text Complete Assignment 4		Watch Day 7 video (3:49) // Read Day 7 text	

Week 3	8		8	
		Watch Lesson 5 video (4:55) // Read Lesson 5 text Complete Assignment 5		“Bernice Bobs Her Hair” Read Day 1 text Introduction Meet the Author
	9		9	
		Watch Lesson 6 video (5:58) // Read Lesson 6 text Complete Assignment 6A		Watch Day 2 video (2:58) // Read Day 2 text Analyzing Literature: Protagonist and Antagonist * Complete Reading Focus: Making Connections (℞) * Complete Vocabulary ◆ Read “Bernice Bobs Her Hair”
	10		10	
		* Rewatch Lesson 6 video (5:58) // Reread Lesson 6 text Complete Assignment 6B		Read Day 3 text (page 1) Complete Check Comprehension Complete Main Idea Complete Think Critically
	11		11	
	Watch Lesson 7 video (4:34) // Read Lesson 7 text Complete Assignment 7A		Watch Day 3 video (3:58) // Read Day 3 text (page 2) Complete Analyzing Literature: Protagonist and Antagonist (℞) Complete Dive Deeper (choose 2)	
12		12		
	* Rewatch Lesson 7 video (4:34) // Reread Lesson 7 text Complete Assignment 7B		Watch Day 4 video (2:11) // Read Day 4 text Complete Analyzing Literature Complete Connection Reflection (choose 1) * Complete Writing Connection OR 1 Extended Activity (Day 5)	
13		13		
	Watch Lesson 8 video (4:57) // Read Lesson 8 text Complete Assignment 8		Read Day 5 text Complete Nonfiction Connection: Article ◆ Read “1920s America: The Lowering of Morals and Raising of Hemlines” * □ Complete 1 Extended Activity OR Writing Connection (Day 4)	
14		14		
	* Repeat Assignments 1B, 2B, and 3B		Complete “Bernice Bobs Her Hair” Independent Practice (℞)	


	15		15	
		* Repeat Assignments 6B and 7B		“Amigo Brothers” Read Day 1 text Introduction Meet the Author
Week 4	16		16	
		SECTION 2: PARAGRAPHS Watch Lesson 1 video (4:32) // Read Lesson 1 text Complete Assignment 1A		Watch Day 2 video (2:58) // Read Day 2 text Analyzing Literature: Characters * Complete Reading Focus: Making Predictions (℞) * Complete Vocabulary ◆ Read “Amigo Brothers”
	17		17	
		* Rewatch Lesson 1 video (4:32) // Reread Lesson 1 text Complete Assignment 1B		Read Day 3 text (page 1) Complete Check Comprehension Complete Main Idea Complete Think Critically
	18		18	
		Watch Lesson 2 video (6:45) // Read Lesson 2 text Complete Assignment 2		Watch Day 3 video (5:36) // Read Day 3 text (page 2) Complete Analyzing Literature: Characters (℞) Complete Dive Deeper (choose 2)
	19		19	
	Watch Lesson 3 video (14:38) // Read Lesson 3 text Complete Assignment 3A		Watch Day 4 video (4:50) // Read Day 4 text Complete Analyzing Literature Complete Connection Reflection (choose 1) * Complete Writing Connection OR 1 Extended Activity (Day 5)	
20		20		
	* Rewatch Lesson 3 video (14:38) // Reread Lesson 3 text Complete Assignment 3B		Read Day 5 text Complete Nonfiction Connection: History ◆ Read “The Fight of the Century: Louis vs. Schmeling” and Listen to “The Joe Louis-Max Schmeling Boxing Match, Broadcast June 22, 1938” * □ Complete 1 Extended Activity OR Writing Connection (Day 4)	
Week 5	21		21	
		Watch Lesson 4 video (6:16) // Read Lesson 4 text Complete Assignment 4		Complete “Amigo Brothers” Independent Practice (℞)
	22		22	
	Watch Lesson 5 video (5:25) // Read Lesson 5 text ↓↓		“The Necklace” ↓↓	


	Complete Assignment 5A		Read Day 1 text Introduction Meet the Author
23		23	
	* Rewatch Lesson 5 video (5:25) // Reread Lesson 5 text Complete Assignment 5B		Watch Day 2 video (4:11) // Read Day 2 text Analyzing Literature: Conflict * Complete Reading Focus: Visualize (℞) * Complete Vocabulary ◆ Read “The Necklace”
24		24	
	* Repeat Assignment 3B – Plan (using a different prompt)		Read Day 3 text (page 1) Complete Check Comprehension Complete Main Idea Complete Think Critically
25		25	
	* Repeat Assignment 3B – Draft		Watch Day 3 video (3:17) // Read Day 3 text (page 2) Complete Analyzing Literature: Conflict (℞) Complete Dive Deeper (choose 2)
26		26	
	Watch Lesson 6 video (5:10) // Read Lesson 6 text Complete Assignment 6		Watch Day 4 video (3:49) // Read Day 4 text Complete Analyzing Literature Complete Connection Reflection (choose 1) * Complete Writing Connection OR 1 Extended Activity (Day 5)
27		27	
	Watch Lesson 7 video (10:57) // Read Lesson 7 text Complete Assignment 7A		Read Day 5 text Complete Nonfiction Connection: Encyclopedia Entry ◆ Read “Examples and Definition of Realism” * □ Complete 1 Extended Activity OR Writing Connection (Day 4)
28		28	
	* Rewatch Lesson 7 video (10:57) // Reread Lesson 7 text Complete Assignment 7B		Complete “The Necklace” Independent Practice (℞)
29		29	
	* Repeat Assignment 5B – Plan (using a different prompt)		“ <i>Harrison Bergeron</i> ” Read Day 1 text Introduction Meet the Author

	30		30	
		* Repeat Assignment 5B – Draft		Watch Day 2 video (3:37) // Read Day 2 text Analyzing Literature: Theme * Complete Reading Focus: Compare and Contrast (℞) * Complete Vocabulary ♦ Read “Harrison Bergeron”
Week 7	31		31	
		Watch Lesson 8 video (4:21) // Read Lesson 8 text Complete Assignment 8		Read Day 3 text (page 1) Complete Check Comprehension Complete Main Idea Complete Think Critically
	32		32	
		Watch Lesson 9 video (5:17) // Read Lesson 9 text Complete Assignment 9A		Watch Day 3 video (6:32) // Read Day 3 text (page 2) Complete Analyzing Literature: Theme (℞) ↓↓ Complete Dive Deeper (choose 2)
	33		33	
		* Rewatch Lesson 9 video (5:17) // Reread Lesson 9 text Complete Assignment 9B		Watch Day 4 video (3:11) // Read Day 4 text Complete Analyzing Literature Complete Connection Reflection (choose 1) * Complete Writing Connection OR 1 Extended Activity (Day 5)
	34		34	
	* Repeat Assignment 7B – Plan (using a different prompt)		Read Day 5 text Complete Nonfiction Connection: Biography ♦ Read “Kurt Vonnegut: American Novelist” * □ Complete 1 Extended Activity OR Writing Connection (Day 4)	
35		35		
	* Repeat Assignment 7B – Draft		Complete “Harrison Bergeron” Independent Practice (℞)	
Week 8	36		36	
		Watch Lesson 10 video (11:22) // Read Lesson 10 text Complete Assignment 10		“The Yellow Wallpaper” Read Day 1 text Introduction Meet the Author
	37		37	
	* Repeat Assignment 9B – Plan (using a different prompt)		Watch Day 2 video (6:08) // Read Day 2 text Analyzing Literature: Irony * Complete Reading Focus: Drawing Conclusions (℞) * Complete Vocabulary ↓↓	


			◆ Read “ <i>The Yellow Wallpaper</i> ”
	38		38
		* Repeat Assignment 9B – Draft	Read Day 3 text (page 1) Complete Check Comprehension Complete Main Idea Complete Think Critically
	39		39
		* Repeat Assignment 10 (Letter D)	Watch Day 3 video (4:48) // Read Day 3 text (page 2) Complete Analyzing Literature: Irony (℞) Complete Dive Deeper (choose 2)
	40		40
		No assignment	Watch Day 4 video (4:28) // Read Day 4 text Complete Analyzing Literature Complete Connection Reflection (choose 1) * Complete Writing Connection OR 1 Extended Activity (Day 5)
Week 9	41	One-Week Break	41
			Read Day 5 text Complete Nonfiction Connection: Article ◆ Read “ <i>Depression in Teens</i> ” * □ Complete 1 Extended Activity OR Writing Connection (Day 4)
	42		42
			Complete “ <i>The Yellow Wallpaper</i> ” Independent Practice (℞)
	43		43
			“ <i>The Speckled Band</i> ” Read Day 1 text Introduction Meet the Author
	44		44
			Watch Day 2 video (4:38) // Read Day 2 text Analyzing Literature: Mood * Complete Reading Focus: Making Predictions (℞) * Complete Vocabulary ◆ Read “ <i>The Speckled Band</i> ”
45		45	
			Read Day 3 text (page 1) Complete Check Comprehension Complete Main Idea ↓ ↓


			Complete Think Critically
Week 10	46		46
		SECTION 3: ESSAYS Watch Lesson 1 video (3:42) // Read Lesson 1 text	Watch Day 3 video (2:07) // Read Day 3 text (page 2) Complete Analyzing Literature: Mood (℞) Complete Dive Deeper (choose 2)
	47		47
		Watch Lesson 2 video (4:03) // Read Lesson 2 text	Watch Day 4 video (3:14) // Read Day 4 text Complete Analyzing Literature Complete Connection Reflection (choose 1) * Complete Writing Connection OR 1 Extended Activity (Day 5)
	48		48
		Personal Essay Watch Lesson 3 video (6:56) // Read Lesson 3 text Complete Assignment 3 – Organizing Thoughts	Read Day 5 text Complete Nonfiction Connection: Review ♦ Read “ <i>The Brave and the Fair, and a Thriller From, the Sherlock Holmes Detective Series. A Conan Doyle Tale. Cinderella Wins Out. A Jolly German Operetta. Those Gangsters Again</i> ” * □ Complete 1 Extended Activity OR Writing Connection (Day 4)
	49		49
		Watch Lesson 4 video (6:08) // Read Lesson 4 text Complete Assignment 4 – Organizing Body Paragraphs	Complete “The Speckled Band” Independent Practice (℞)
50		50	
	No assignment	“ <i>A Worn Path</i> ” Read Day 1 text Introduction Meet the Author	
Week 11	51		51
		Watch Lesson 5 video (5:26) // Read Lesson 5 text Complete Assignment 5 – Drafting Opening Paragraph	Watch Day 2 video (3:21) // Read Day 2 text Analyzing Literature: Symbolism * Complete Reading Focus: Monitor (℞) * Complete Vocabulary ♦ Read “ <i>A Worn Path</i> ”
	52		52
	Watch Lesson 6 (7:35) // Read Lesson 6 text Complete Assignment 6 – Drafting Body Paragraphs	Read Day 3 text (page 1) Complete Check Comprehension Complete Main Idea Complete Think Critically	

	53		53	
		Watch Lesson 7 video (4:35) // Read Lesson 7 text Complete Assignment 7 – Drafting Closing Paragraph		Watch Day 3 video (4:27) // Read Day 3 text (page 2) Complete Analyzing Literature: Symbolism (℞) Complete Dive Deeper (choose 2)
	54		54	
		Watch Lesson 8 video (9:36) // Read Lesson 8 text Complete Assignment 8 – Revise		Watch Day 4 video (2:04) // Read Day 4 text Complete Analyzing Literature Complete Connection Reflection (choose 1) * Complete Writing Connection OR 1 Extended Activity (Day 5)
	55		55	
		Watch Lesson 9 video (2:26) // Read Lesson 9 text Complete Assignment 9A – Edit and Publish		Read Day 5 text Complete Nonfiction Connection: Biography ♦ Read “Five African-Americans Forgotten in History” * □ Complete 1 Extended Activity OR Writing Connection (Day 4)
Week 12	56		56	
		Persuasive Essay Watch Lesson 1 video (5:56) // Read Lesson 1 text Complete Assignment 1 – Organizing Thoughts		Complete “A Worn Path” Independent Practice (℞)
	57		57	
		Watch Lesson 2 video (7:22) // Read Lesson 2 text Complete Assignment 2 – Organizing Essay Paragraphs		Study for Fiction Summative Assessment
	58		58	
		Watch Lesson 3 video (4:53) // Read Lesson 3 text Complete Assignment 3 – Drafting Opening Paragraph		Study for Fiction Summative Assessment
	59		59	
		Watch Lesson 4 video (7:29) // Read Lesson 4 text Complete Assignment 4 – Drafting Body Paragraphs		Complete Fiction Summative Assessment (℞) (♦ Read “The Doll’s House”)
	60		60	
	No assignment OR Continue Assignment 4		No assignment OR Continue Fiction Summative Assessment	
Week 13	61		61	
		Watch Lesson 5 video (4:28) // Read Lesson 5 text Complete Assignment 5 – Drafting Closing Paragraph		DRAMA UNIT Drama Introduction Watch Drama Introduction video (2:31) Watch Day 1 video (4:05) // Read Day 1 text

	62		62	
		Watch Lesson 6 video (1:40) // Read Lesson 6 text Complete Assignment 6 – Revise		Watch Day 2 video (7:11) // Read Day 2 text
	63		63	
		Watch Lesson 7 video (1:07) // Read Lesson 7 text Complete Assignment 7A – Edit and Publish		Watch Day 3 video (5:46) // Read Day 3 text
	64		64	
		No assignment		Watch Day 4 video (4:16) // Read Day 4 text
	65		65	
	No assignment		Watch Day 5 video (4:59) // Read Day 5 text	
Week 14	66	One-Week Break	66	
			Watch Day 6 video (4:22) // Read Day 6 text	
	67		67	
			Watch Day 7 video (5:33) // Read Day 7 text	
	68		68	
			“Trifles” Read Day 1 text Introduction Meet the Author	
	69		69	
			Watch Day 2 video (4:50) // Read Day 2 text Analyzing Literature: Plot * Complete Drama Focus: Visualizing (℞) ◆ Read “Trifles”	
70	70			
	Read Day 3 text (page 1) Complete Check Comprehension Complete In the Audience Complete Think Critically			
Week 15	71		71	
		* Repeat Personal Essay Complete Assignment 9B		Watch Day 3 video (5:18) // Read Day 3 text (page 2) Complete Analyzing Literature: Plot (℞) Complete Dive Deeper (choose 2)
	72		72	
	Continue Assignment 9B		Watch Day 4 video (3:07) // Read Day 4 text Complete Analyzing Literature	
				↓↓

			Complete Connection Reflection (choose 1) * Complete Writing Connection OR 1 Extended Activity (Day 5)
	73	73	
	Continue Assignment 9B		Read Day 5 text Complete Theatrical Connection: Set Design * <input type="checkbox"/> Complete 1 Extended Activity OR Writing Connection (Day 4)
	74	74	
	Continue Assignment 9B		Complete “Trifles” Independent Practice (℞)
	75	75	
	Continue Assignment 9B		“The Boor” Read Day 1 text Introduction Meet the Author
Week 16	76	76	
		Expository Essay Watch Lesson 1 video (4:49) // Read Lesson 1 text Complete Assignment 1 – Organizing Thoughts	Watch Day 2 video (4:17) // Read Day 2 text Analyzing Literature: Verbal Irony * Complete Drama Focus: Making Inferences (℞) ♦ Read “The Boor”
	77	77	
		Watch Lesson 2 video (6:17) // Read Lesson 2 text Complete Assignment 2 – Organizing Essay Paragraphs	Read Day 3 text (page 1) Complete Check Comprehension Complete In the Audience Complete Think Critically
	78	78	
		Watch Lesson 3 video (7:36) // Read Lesson 3 text Complete Assignment 3 – Drafting Opening Paragraph	Watch Day 3 video (3:08) // Read Day 3 text (page 2) Complete Analyzing Literature: Verbal Irony (℞) Complete Dive Deeper (choose 2)
	79	79	
		Watch Lesson 4 video (11:01) // Read Lesson 4 text Complete Assignment 4 – Drafting Body Paragraphs	Watch Day 4 video (3:17) // Read Day 4 text Complete Analyzing Literature Complete Connection Reflection * Complete Writing Connection OR 1 Extended Activity (Day 5)
80	80		
	No assignment OR Continue Assignment 4		Read Day 5 text Complete Theatrical Connection: Casting * <input type="checkbox"/> Complete 1 Extended Activity OR Writing Connection (Day 4)

Week 17	81		81	
		Watch Lesson 5 video (6:05) // Read Lesson 5 text Complete Assignment 5 – Drafting Closing Paragraph		Complete “The Boor” Independent Practice (℞)
	82		82	
		Watch Lesson 6 video (6:53) // Read Lesson 6 text Complete Assignment 6 – Revise		Study for Drama Summative Assessment
	83		83	
		Watch Lesson 7 video (0:43) // Read Lesson 7 text Complete Assignment 7 – Edit and Publish		Complete Drama Summative Assessment (℞) (♦ Read “While the Auto Waits”)
	84		84	
		No assignment		No assignment OR Continue Drama Summative Assessment
85		85		
	No assignment		No assignment OR Continue Drama Summative Assessment	
Week 18	86		86	
		* Repeat Persuasive Essay Complete Assignment 7B		Watch Culminating Activity Video Lesson (5:46) Begin Drama Culminating Activity
	87		87	
		Continue Assignment 7B		Continue Drama Culminating Activity
	88		88	
		Continue Assignment 7B		Continue Drama Culminating Activity
	89		89	
		Continue Assignment 7B		Continue Drama Culminating Activity
90		90		
	Continue Assignment 7B		Finish Drama Culminating Activity	
Week 19	91		91	
	92		92	
	93		93	
	94	One-Week Break	94	One-Week Break
	95		95	

Week 20	96		96	
		Compare and Contrast Essay Watch Lesson 1-1 video (2:48) and Lesson 1-2 video (6:38) // Read Lesson 1 text Complete Assignment 1 Part 1 and Part 2 – Organizing Thoughts		NOVEL UNIT <i>To Kill a Mockingbird</i> Watch Novel Introduction video (6:28) Read Day 1 text Introduction Meet the Author
	97		97	
		Watch Lesson 2 video (9:07) // Read Lesson 2 text Complete Assignment 2 – Organizing Essay Paragraphs		Read Day 2 text Access the Backdrop
	98		98	
		Watch Lesson 3 video (8:14) // Read Lesson 3 text Complete Assignment 3 – Drafting Opening Paragraph		Section One Read Day 3 text Introduction Complete Reading Focus: Making Connections (℞) ♦ <i>Start reading Chapters 1-6</i>
	99		99	
		Watch Lesson 4 video (4:07) // Read Lesson 4 text Complete Assignment 4 – Drafting Body Paragraphs		♦ <i>Finish reading Chapters 1-6</i>
100		100		
	No assignment OR Continue Assignment 4		Watch Day 4 video (3:40) // Read Day 4 text Complete Analyzing Literature: Protagonist and Antagonist (℞) * Complete Vocabulary	
Week 21	101		101	
		Watch Lesson 5 video (2:28) // Read Lesson 5 text Complete Assignment 5 – Drafting Closing Paragraph		Watch Day 5 video (4:31) // Read Day 5 text Complete Analyzing Literature: Setting (℞) Complete Dive Deeper * Complete Foreshadowing discussion
	102		102	
		Watch Lesson 6 video (9:28) // Read Lesson 6 text Complete Assignment 6 – Revise		Read Day 6 text Complete Check Comprehension Complete Think Critically * Complete What Happened?
	103		103	
	 Watch Lesson 7 video (0:53) // Read Lesson 7 text Complete Assignment 7A – Edit and Publish		Section Two Read Day 7 text Introduction ↓↓	

			Complete Reading Focus: Monitor (℞) ◆ <i>Start reading Chapters 7-11</i>
	104	104	
	No assignment		◆ <i>Finish reading Chapters 7-11</i>
	105	105	
	No assignment		Watch Day 8 video (3:10) // Read Day 8 text Complete Analyzing Literature: Conflict (External) (℞) * Complete Vocabulary
Week 22	106	106	
		* Repeat Expository Essay Complete Assignment 7B	Watch Day 9 video (3:06) // Read Day 9 text Complete Analyzing Literature: Conflict (PVP) (℞) Complete Dive Deeper * Complete Symbolism discussion
	107	107	
		Continue Assignment 7B	Read Day 10 text Complete Check Comprehension Complete Think Critically * Complete Discussion
	108	108	
		Continue Assignment 7B	Section Three Read Day 11 text Introduction Complete Reading Focus: Cause and Effect (℞) ◆ <i>Start reading Chapters 12-16</i>
	109	109	
		Continue Assignment 7B	◆ <i>Finish reading Chapters 12-16</i> Read Day 12 text Analyzing Literature: Situational Irony * Complete Vocabulary
110	110		
	Continue Assignment 7B	Watch Day 13 video (2:51) // Read Day 13 text Complete Analyzing Literature: Situational Irony (℞) Complete Dive Deeper * Complete Symbolism discussion	

Week 23	111	One-Week Break	111	Read Day 14 text Complete Check Comprehension Complete Think Critically * Complete Discussion
	112		112	Section Four Read Day 15 text Introduction Complete Reading Focus: Making Predictions (℞) ◆ <i>Start reading Chapters 17-21</i>
	113		113	◆ <i>Finish reading Chapters 17-21</i> Read Day 16 text Analyzing Literature: Mood * Complete Vocabulary
	114		114	Watch Day 17 video (2:32) // Read Day 17 text Complete Analyzing Literature: Mood (℞) Complete Dive Deeper (choose 2) * Complete Symbolism discussion
	115		115	Read Day 18 text Complete Check Comprehension Complete Think Critically * Complete Discussion
	Week 24		116	* Repeat Personal Essay Complete Assignment 9B (new prompt)
117		Continue Assignment 9B	117	◆ <i>Finish reading Chapters 22-26</i> Read Day 20 text Analyzing Literature: Symbolism * Complete Vocabulary


	118		118	
		Continue Assignment 9B		Watch Day 21 video (4:21) // Read Day 21 text Complete Analyzing Literature: Symbolism (℞) Complete Dive Deeper
	119		119	
		Continue Assignment 9B		Read Day 22 text Complete Check Comprehension Complete Think Critically * Complete Discussion
	120		120	
		Continue Assignment 9B		Section Six Read Day 23 text Introduction Complete Reading Focus: Author's Purpose (℞) ◆ <i>Start reading Chapters 27-31</i>
	121		121	
Week 25		* Repeat Persuasive Essay Complete Assignment 7B (new prompt)		◆ <i>Finish reading Chapters 27-31</i> Read Day 24 text Analyzing Literature: Theme * Complete Vocabulary
	122		122	
		Continue Assignment 7B		Watch Day 25 video (4:33) // Read Day 25 text Complete Analyzing Literature: Theme (℞) Complete Dive Deeper
	123		123	
		Continue Assignment 7B		Read Day 26 text Complete Check Comprehension Complete Think Critically * Complete Discussion
	124		124	
		Continue Assignment 7B		Study for Novel Summative Assessment
125		125		
	Continue Assignment 7B		Complete Novel Summative Assessment (℞)	
Week 26	126		126	
		* Repeat Expository Essay Complete Assignment 7B (new prompt)		Watch Novel Culminating Activity video (3:26) Begin Novel Culminating Activity

	127		127	
		Continue Assignment 7B		Continue Novel Culminating Activity
	128		128	
		Continue Assignment 7B		Continue Novel Culminating Activity
	129		129	
		Continue Assignment 7B		Continue Novel Culminating Activity
Week 27	130		130	
		Continue Assignment 7B		Finish Novel Culminating Activity
	131		131	One-Week Break
		* Repeat Compare and Contrast Essay Complete Assignment 7B		
	132		132	
		Continue Assignment 7B		
	133		133	
		Continue Assignment 7B		
	134		134	
	Continue Assignment 7B			
135		135		
	Continue Assignment 7B			
Week 28	136	One-Week Break	136	POETRY UNIT
				<i>Poetry Introduction</i> Watch Poetry Introduction video (4:40) Watch Day 1 video (6:39) // Read Day 1 text
	137		137	Watch Day 2 video (6:23) // Read Day 2 text
	138		138	Watch Day 3 video (5:29) // Read Day 3 text
	139		139	Watch Day 4 video (7:28) // Read Day 4 text
140		140	Watch Day 5 video (4:07) // Read Day 5 text	
Week 29	141		141	
		SECTION 4: RESEARCH PAPER Watch Lesson 1 video (5:50) // Read Lesson 1 text		Watch Day 6 video (8:42) // Read Day 6 text

	142		142	
		Watch Lesson 2 video (5:15) // Read Lesson 2 text Complete Assignment 2 – Choose and Narrow Topic		Watch Day 7 video (4:26) // Read Day 7 text
	143		143	
		Watch Lesson 3 video (2:23) // Read Lesson 3 text Complete Assignment 3 – Research Questions		“Introduction to Poetry” / “A Loaf of Poetry” Read Day 1 text Introduction Meet the Authors
	144		144	
		Watch Lesson 4 video (4:43) // Read Lesson 4 text		Watch Day 2 video (4:32) // Read Day 2 text ♦ Read “Introduction to Poetry” and “A Loaf of Poetry” Complete Analyzing Figurative Language: Metaphor and Simile (℞) Complete Element of Poetry: Theme (℞)
Week 30	145		145	
		Watch Lesson 5 video (6:33) // Read Lesson 5 text		Watch Day 3 video (3:31) // Read Day 3 text Complete Main Idea Complete Think About It (choose 3) Complete Connection Reflection
	146		146	
		Watch Lesson 6 video (2:25) // Read Lesson 6 text Start Assignment 6 – Research		Watch Day 4 video (5:38) // Read Day 4 text Complete <u>one</u> of the following: Writing Connection OR <input type="checkbox"/> One (1) Breaking Boundaries
	147		147	
	Continue Assignment 6 – Research		“Women” / “If—” Read Day 1 text Introduction Meet the Authors	
148		148		
	Continue Assignment 6 – Research		Watch Day 2 video (8:20) // Read Day 2 text ♦ Read “Women” and “If—” Complete Analyzing Figurative Language: Personification (℞) Complete Element of Poetry: Voice and Diction (℞)	
149		149		
	Continue Assignment 6 – Research		Watch Day 3 video (3:24) // Read Day 3 text Complete Main Idea ↓ ↓	

				Complete Think About It (choose 3) Complete Connection Reflection
	150		150	
		Complete Assignment 6 – Research		Read Day 4 text Complete <u>one</u> of the following: Writing Connection OR <input type="checkbox"/> One (1) Breaking Boundaries
Week 31	151		151	
		Watch Lesson 7 video (2:51) // Read Lesson 7 text Complete Assignment 7 – Thesis and Outline		“Ah, Are You Digging on My Grave?” / “Go and Catch a Falling Star” Read Day 1 text Introduction Meet the Authors
	152		152	
		Watch Lesson 8 video (7:24) // Read Lesson 8 text Complete Assignment 8 – Draft Introduction		Watch Day 2 video (12:23) // Read Day 2 text ◆ Read “Ah, Are You Digging on My Grave?” and “Go and Catch a Falling Star” ↓↓ Complete Analyzing Figurative Language: Hyperbole (℞) Complete Element of Poetry: Mood and Rhyme Scheme (℞)
	153		153	
		Watch Lesson 9 video (7:34) // Read Lesson 9 text Complete Assignment 9 – Organizing Body Paragraphs		Watch Day 3 video (5:36) // Read Day 3 text Complete Main Idea Complete Think About It (choose 3) Complete Connection Reflection
	154		154	
		No assignment		Read Day 4 text Complete <u>one</u> of the following: Writing Connection OR <input type="checkbox"/> One (1) Breaking Boundaries
155		155		
	No assignment		No assignment	
Week 32	156		156	
		Watch Lesson 10 video (17:27) // Read Lesson 10 text Complete Assignment 10 – Drafting Body Paragraphs		“One Art” / “How Do I Love Thee?” Read Day 1 text Introduction Meet the Authors

	157		157	
		Continue Assignment 10 – Drafting Body Paragraphs		Watch Day 2 video (5:33) // Read Day 2 text ♦ Read “One Art” and “How Do I Love Thee?” Complete Analyzing Figurative Language: Symbolism (℞) Complete Element of Poetry: Rhythm and Rhyme (℞)
	158		158	
		Continue Assignment 10 – Drafting Body Paragraphs		Watch Day 3 video (3:15) // Read Day 3 text Complete Main Idea Complete Think About It (choose 3) Complete Connection Reflection
	159		159	
		Continue Assignment 10 – Drafting Body Paragraphs		Read Day 4 text Complete <u>one</u> of the following: Writing Connection OR <input type="checkbox"/> One (1) Breaking Boundaries
160		160		
	Watch Lesson 11 video (3:54) // Read Lesson 11 text Complete Assignment 11 – Draft Closing Paragraph		No assignment	
Week 33	161		161	
		Watch Lesson 12 video (4:26) // Read Lesson 12 text Complete Assignment 12 – Revise		“Having a Coke with You” / “[in Just-]” Read Day 1 text Introduction Meet the Authors
	162		162	
		Continue Assignment 12 – Revise		Watch Day 2 video (5:01) // Read Day 2 text ♦ Read “Having a Coke with You” and “[in Just-]” Complete Analyzing Figurative Language: Allusion (℞) Complete Element of Poetry: Mood and Tone (℞)
	163		163	
		Watch Lesson 13 video (1:14) // Read Lesson 13 text Complete Assignment 13 – Edit and Publish		Watch Day 3 video (2:35) // Read Day 3 text Complete Main Idea Complete Think About It (choose 3) Complete Connection Reflection
164		164		
	Continue Assignment 13 – Edit and Publish		Read Day 4 text Complete <u>one</u> of the following: ↓↓	

				Writing Connection OR <input type="checkbox"/> One (1) Breaking Boundaries
	165		165	
		No assignment		No assignment
Week 34	166		166	
		Watch Lesson 14 video (6:20) // Read Lesson 14 text Complete Assignment 14 – Citing Sources		Study for Poetry Summative Assessment
	167		167	
		Watch Lesson 15 video (2:10) // Read Lesson 15 text Complete Assignment 15 – Adding a Title Page and Outline		Study for Poetry Summative Assessment
	168		168	
		Watch End of Year video (1:38)		Complete Poetry Summative Assessment ◆ Read “We Real Cool” ◆ Read “On Being Brought from Africa to America” ◆ Read “I Wandered Lonely as a Cloud”
	169		169	
		No assignment		No assignment OR Continue Poetry Summative Assessment
170		170		
	No assignment		No assignment OR Finish Poetry Summative Assessment	