


Optional 34-Week Essentials in Writing/Essentials in Literature Plan Level 7


IMPORTANT: Prior to beginning, watch the preliminary videos about how to use the curriculum as well as read all the Curriculum Information in the Teacher Handbook.

Below are suggested daily pacing guides for an **average Level 7 track**. Alternative plans for a **remedial track** for Essentials in Literature are available for download at *essentialsinwriting.com*.

Please note that students can complete Essentials in Literature activities in various ways (written or verbal answers, discussion with other students, etc.).


Symbol Key is located on the footer of each page.


		Essentials in Writing			Essentials in Literature	
Week 1	1	UNIT ONE: GRAMMAR		1	FICTION UNIT	
		Watch Lesson 1 video (length: 2:51) // Read Lesson 1 text Complete Lesson 1 activity <i>Adjectives in Action</i> Watch Lesson 2 video (9:59) // Read Lesson 2 text Complete Day 1 activity			<i>Analyzing Fiction</i> Watch Day 1 video (length: 6:25) // Read Day 1 text	
	2			2		
		* Rewatch Lesson 2 video (9:59) // Reread Lesson 2 text Complete Day 2 activities			Watch Day 2 video (4:12) // Read Day 2 text	
	3			3		
		* Rewatch Lesson 2 video (9:59) // Reread Lesson 2 text Complete Day 3 activity			Watch Day 3 video (6:20) // Read Day 3 text	
	4			4		
		* Rewatch Lesson 2 video (9:59) // Reread Lesson 2 text Complete Day 4 activities			Watch Day 4 video (3:50) // Read Day 4 text	

* only complete as necessary (A) located in Assessment/Resource Book ♦ locate material online or in library □ may need to prepare/introduce in advance  can be submitted to the EIW Scoring Service

	5		5	
		* <i>Complete Assessment 1 (A)</i>		“Seventh Grade” Read Day 1 text Meet the Author Complete Research Activity
Week 2	6		6	
		<i>Action Verbs in Action</i> Watch Lesson 3 video (8:56) // Read Lesson 3 text Complete Day 1 activities		Watch Day 2 video (4:43) // Read Day 2 text Analyzing Literature: Setting * Complete Vocabulary
	7		7	
		* Rewatch Lesson 3 video (8:56) // Reread Lesson 3 text Complete Day 2 activity		Watch Day 3 video (3:33) // Read Day 3 text Access the Backdrop Making Life’s Connections ◆ <i>Read “Seventh Grade”</i> Complete Reading Focus: Identify Sequence
	8		8	
		* Rewatch Lesson 3 video (8:56) // Reread Lesson 3 text Complete Day 3 activity		Watch Day 4 video (3:33) // Read Day 4 text Complete Analyzing Literary Elements (choose 3) Complete Check Comprehension Complete Connection Reflection
	9		9	
		* Rewatch Lesson 3 video (8:56) // Reread Lesson 3 text Complete Day 4 activities 		Watch Day 5 video (4:05) // Read Day 5 text Complete Analyzing Figurative Language Complete <u>one</u> of the following: <input type="checkbox"/> One (1) Extended Activity Writing Connection
10		10		
	* <i>Complete Assessment 2 (A)</i>		Watch Independent Practice video (10:36) Complete “Seventh Grade” Independent Practice	

Week 3	11		11	
		<i>Adverbs in Action</i> Watch Lesson 4 video (6:11) // Read Lesson 4 text Complete Day 1 activity		<i>“Thank You, M’am”</i> Read Day 1 text Meet the Author Complete Research Activity
	12		12	
		* Rewatch Lesson 4 video (6:11) // Reread Lesson 4 text Complete Day 2 activities		Watch Day 2 video (3:27) // Read Day 2 text Analyzing Literature: Plot * Complete Vocabulary
	13		13	
		* Rewatch Lesson 4 video (6:11) // Reread Lesson 4 text Complete Day 3 activities 		Watch Day 3 video (1:59) // Read Day 3 text Access the Backdrop Making Life’s Connections ♦ Read “Thank You, M’am” Complete Reading Focus: Making Connections
	14		14	
		* Complete Assessment 3 (A)		Watch Day 4 video (2:38) // Read Day 4 text Complete Analyzing Literary Elements (choose 3) Complete Check Comprehension Complete Connection Reflection (choose 2)
15		15		
	<i>Prepositional Phrases in Action</i> Watch Lesson 5 video (9:27) // Read Lesson 5 text Complete Day 1 activity		Watch Day 5 video (1:36) // Read Day 5 text Complete Analyzing Figurative Language Complete <u>one</u> of the following: <input type="checkbox"/> One (1) Extended Activity Writing Connection	
Week 4	16		16	
		* Rewatch Lesson 5 video (9:27) // Reread Lesson 5 text Complete Day 2 activities		Watch Independent Practice video (1:33) Complete “Thank You, M’am” Independent Practice

	17		17	
		* Rewatch Lesson 5 video (9:27) // Reread Lesson 5 text Complete Day 3 activities		“The White Umbrella” Read Day 1 text Meet the Author Complete Research Activity
	18		18	
		* <i>Complete Assessment 4 (A)</i>		Watch Day 2 video (3:07) // Read Day 2 text Analyzing Literature: Conflict * Complete Vocabulary
	19		19	
	Gerunds in Action Watch Lesson 6 video (5:55) // Read Lesson 6 text Complete Day 1 activity		Watch Day 3 video (2:31) // Read Day 3 text Access the Backdrop Making Life’s Connections ♦ <i>Read “The White Umbrella”</i> Complete Reading Focus: Making Inferences	
20		20		
	* Rewatch Lesson 6 video (5:55) // Reread Lesson 6 text Complete Day 2 activity		Watch Day 4 video (5:15) // Read Day 4 text Complete Analyzing Literary Elements (choose 3) Complete Check Comprehension Complete Connection Reflection (choose 2)	
Week 5	21		21	
		* <i>Complete Assessment 5 (A)</i>		Watch Day 5 video (1:34) // Read Day 5 text Complete Analyzing Figurative Language Complete <u>one</u> of the following: <input type="checkbox"/> One (1) Extended Activity Writing Connection
	22		22	
	Vivid Language Watch Lesson 7 video (9:08) // Read Lesson 7 text Complete Day 1 activities		Watch Independent Practice video (1:13) Complete “The White Umbrella” Independent Practice	

	23		23	
		* Rewatch Lesson 7 video (9:08) // Read Lesson 7 text Complete Day 2 activities		“Zebra” Read Day 1 text Meet the Author Complete Research Activity
	24		24	
		* Rewatch Lesson 7 video (9:08) // Read Lesson 7 text Complete Day 3 activity Complete/Start Day 4 activity		Watch Day 2 video (3:12) // Read Day 2 text Analyzing Literature: Characters * Complete Vocabulary
	25		25	
		* <i>Complete Assessment 6 (A)</i>		Watch Day 3 video (2:30) // Read Day 3 text Access the Backdrop Making Life’s Connections ♦ <i>Read “Zebra”</i> Complete Reading Focus: Making Inferences
Week 6	26		26	
		<i>Independent and Dependent Clauses</i> Watch Lesson 8 video (8:06) // Read Lesson 8 text Complete Day 1 activities		Watch Day 4 video (2:32) // Read Day 4 text Complete Analyzing Literary Elements (choose 3) Complete Check Comprehension Complete Connection Reflection (choose 2)
	27		27	
		* Rewatch Lesson 8 video (8:06) // Reread Lesson 8 text Complete Day 2 activities		Watch Day 5 video (4:38) // Read Day 5 text Complete Analyzing Figurative Language Complete <u>one</u> of the following: <input type="checkbox"/> One (1) Extended Activity Writing Connection
	28		28	
		<i>Simple and Compound Sentences</i> Watch Lesson 9 video (6:35) // Read Lesson 9 text Complete Day 1 activities		Watch Independent Practice video (3:50) Complete “Zebra” Independent Practice

				Meet the Author Complete Research Activity
Week 8	36		36	
		* Rewatch Lesson 11 video (9:10) // Reread Lesson 11 text Complete Day 2 activities		Watch Day 2 video (3:05) // Read Day 2 text Analyzing Literature: Irony * Complete Vocabulary
	37		37	
		* Rewatch Lesson 11 video (9:10) // Reread Lesson 11 text Complete Day 3 activities		Watch Day 3 video (2:14) // Read Day 3 text Access the Backdrop Making Life's Connections ♦ Read "One Ordinary Day, with Peanuts" Complete Reading Focus: Cause and Effect
	38		38	
		Complex Sentences and Avoiding Sentence Errors Watch Lesson 12 video (7:15) // Read Lesson 12 text Complete Day 1 activities		Watch Day 4 video (2:07) // Read Day 4 text Complete Analyzing Literary Elements (choose 3) Complete Check Comprehension Complete Connection Reflection (choose 2)
	39		39	
		* Rewatch Lesson 12 video (7:15) // Reread Lesson 12 text Complete Day 2 activities		Watch Day 5 video (3:04) // Read Day 5 text Complete Analyzing Figurative Language Complete <u>one</u> of the following: <input type="checkbox"/> One (1) Extended Activity Writing Connection
40		40		
	* Complete Assessment 8 (A)			Complete "One Ordinary Day, with Peanuts" Independent Practice
Week 9	41		41	
		Varied Sentences in a Composition Watch Lesson 13 video (7:34) // Read Lesson 13 text Complete Day 1 activities		"Nadia the Willful" Read Day 1 text Meet the Author Complete Research Activity

	42		42	
		* Rewatch Lesson 13 video (7:34) // Reread Lesson 13 text Complete Day 2 activities		Watch Day 2 video (3:19) // Read Day 2 text Analyzing Literature: Character Qualities * Complete Vocabulary
	43		43	
		* Rewatch Lesson 13 video (7:34) // Reread Lesson 13 text Complete Day 3 activity		Watch Day 3 video (2:25) // Read Day 3 text Access the Backdrop Making Life's Connections ♦ Read "Nadia the Willful" Complete Reading Focus: Visualizing
	44		44	
	* Rewatch Lesson 13 video (7:34) // Reread Lesson 13 text Complete Day 4 activity		Watch Day 4 video (3:13) // Read Day 4 text Complete Analyzing Literary Elements (choose 3) Complete Check Comprehension Complete Connection Reflection (choose 2)	
45		45		
	* Rewatch Lesson 13 video (7:34) // Reread Lesson 13 text Complete Day 5 activity		Watch Day 5 video (2:25) // Read Day 5 text Complete Analyzing Figurative Language Complete <u>one</u> of the following: <input type="checkbox"/> One (1) Extended Activity Writing Connection	
Week 10	46		46	
		* Rewatch Lesson 13 video (7:34) // Reread Lesson 13 text Complete Day 6 activity		Complete "Nadia the Willful" Independent Practice
	47		47	
		* Rewatch Lesson 13 video (7:34) // Reread Lesson 13 text Complete Day 7 activity		Study for Fiction Summative Assessment
	48		48	
	Using Appositives Watch Lesson 14 video (5:58) // Read Lesson 14 text Complete Day 1 activities		<input type="checkbox"/> Complete Fiction Summative Assessment (♦ Read "Flowers and Freckle Cream")	



	49		49	
		* Rewatch Lesson 14 video (5:58) // Reread Lesson 14 text Complete Day 2 activity		No assignment OR Continue Fiction Summative Assessment
	50		50	
		* <i>Complete Assessment 9 (A)</i>		No assignment OR Continue Fiction Summative Assessment
Week 11	51		51	One-Week Break
		Using Transitions Watch Lesson 15 video (9:29) // Read Lesson 15 text Complete Day 1 activities		
	52		52	
		* Rewatch Lesson 15 video (9:29) // Reread Lesson 15 text Complete Day 2 activities		
	53		53	
		* Rewatch Lesson 15 video (9:29) // Reread Lesson 15 text Complete Day 3 activities		
	54		54	
		* <i>Complete Assessment 10 (A)</i>		
	55		55	
		Pronouns and Antecedents Watch Lesson 16 video (8:04) // Read Lesson 16 text Complete Day 1 activities		
Week 12	56		56	
		* Rewatch Lesson 16 video (8:04) // Reread Lesson 16 text Complete Day 2 activities		NONFICTION UNIT <i>Analyzing Nonfiction</i> Watch Day 1 video (4:01) // Read Day 1 text
	57		57	Watch Day 2 video (4:21) // Read Day 2 text
		* Rewatch Lesson 16 video (8:04) // Reread Lesson 16 text Complete Day 3 activities		
	58		58	
		* <i>Complete Assessment 11 (A)</i>		Watch Day 3 video (3:34) // Read Day 3 text



	59		59	
		Subject/Verb Agreement Watch Lesson 17 video (7:04) // Read Lesson 17 text Complete Day 1 activity		Watch Day 4 video (5:14) // Read Day 4 text
	60		60	
		* Rewatch Lesson 17 video (7:04) // Reread Lesson 17 text Complete Day 2 activities		“Dirk the Protector” Read Day 1 text Meet the Author Complete Research Activity
Week 13	61		61	
		* Rewatch Lesson 17 video (7:04) // Reread Lesson 17 text Complete Day 3 activities		Watch Day 2 video (4:15) // Read Day 2 text Analyzing Literature: Memoir * Complete Vocabulary
	62		62	
		Don’t/Doesn’t Problem Watch Lesson 18 video (5:07) // Read Lesson 18 text Complete Day 1 activities		Watch Day 3 video (1:57) // Read Day 3 text Access the Backdrop Making Life’s Connections ♦ Read “Dirk the Protector” Complete Reading Focus: Making Predictions
	63		63	
		* Rewatch Lesson 18 video (5:07) // Reread Lesson 18 text Complete Day 2 activities		Watch Day 4 video (3:45) // Read Day 4 text Complete Analyzing Literary Elements (choose 3) Complete Check Comprehension Complete Connection Reflection
	64		64	
	* Rewatch Lesson 18 video (5:07) // Reread Lesson 18 text Complete Day 3 activities		Watch Day 5 video (2:36) // Read Day 5 text Complete Analyzing Figurative Language Complete <u>one</u> of the following: <input type="checkbox"/> One (1) Extended Activity Writing Connection	
	65		65	
		* Complete Assessment 12 (A)		Complete “Dirk the Protector” Independent Practice

Week 14	66		66	
		Homophones Watch Lesson 19 video (8:54) // Read Lesson 19 text Complete Day 1 activity		“A Brief History of Chocolate” Read Day 1 text Reading for Information Complete Research Activity
	67		67	
		* Rewatch Lesson 19 video (8:54) // Reread Lesson 19 text Complete Day 2 activities		Watch Day 2 video (2:19) // Read Day 2 text Analyzing Literature: An Article * Complete Vocabulary
	68		68	
		* Rewatch Lesson 19 video (8:54) // Reread Lesson 19 text Complete Day 3 activities		Watch Day 3 video (2:35) // Read Day 3 text Access the Backdrop Making Life’s Connections ♦ Read “A Brief History of Chocolate” Complete Reading Focus: Monitor
	69		69	
	* Complete Assessment 13 (A)		Watch Day 4-5 video (3:07) // Read Day 4-5 text Complete Analyzing an Article (choose 4) Complete Check Comprehension	
70		70		
	Unclear Subject Problem Watch Lesson 20 video (5:23) // Read Lesson 20 text Complete Day 1 activity		* Rewatch Day 4-5 video (3:07) // Reread Day 4-5 text Complete Analyzing an Article □ Complete one (1) Extended Activity	
Week 15	71		71	
		* Rewatch Lesson 20 video (5:23) // Reread Lesson 20 text Complete Day 2 activities		“Abdul Rahman Biography” Read Day 1 text A Biography Complete Research Activity
	72		72	
	* Rewatch Lesson 20 video (5:23) // Reread Lesson 20 text Complete Day 3 activities		Watch Day 2 video (3:56) // Read Day 2 text Analyzing Literature: Biography * Complete Vocabulary	

	73		73	
		* <i>Complete Assessment 14 (A)</i>		Watch Day 3 video (2:26) // Read Day 3 text Access the Backdrop Making Life's Connections ♦ <i>Read "Abdul Rahman Biography"</i> Complete Reading Focus: Identifying Sequence
	74		74	
		Paraphrasing Watch Lesson 21 video (6:31) // Read Lesson 21 text Complete Day 1 activity		Watch Day 4 video (2:50) // Read Day 4 text Complete Analyzing a Biography (choose 3) Complete Check Comprehension Complete Connection Reflection
	75		75	
		* Rewatch Lesson 21 video (6:31) // Reread Lesson 21 text Complete Day 2 activities		Watch Day 5 video (1:38) // Read Day 5 text Complete Analyzing Literature: A Biography □ Complete one (1) Extended Activity
Week 16	76		76	
		Writing a Summary Watch Lesson 22 video (4:33) // Read Lesson 22 text Complete Day 1 activities		"Oh Broom, Get to Work" Read Day 1 text Meet the Author Complete Research Activity
	77		77	
		* Rewatch Lesson 22 video (4:33) // Reread Lesson 22 text Complete Day 2 activities		Watch Day 2 video (2:47) // Read Day 2 text Analyzing Literature: Memoir * Complete Vocabulary
	78		78	
		* <i>Complete Assessment 15 (A)</i>		Watch Day 3 video (2:24) // Read Day 3 text Access the Backdrop Making Life's Connections ♦ <i>Read or Listen to "Oh Broom, Get to Work"</i> Complete Reading Focus: Visualizing


	79		79	
		Complete Unit One Comprehensive Assessment (A)		Watch Day 4 video (2:45) // Read Day 4 text Complete Analyzing Literary Elements (choose 3) Complete Check Comprehension Complete Connection Reflection (choose 2)
	80		80	
		No assignment		Watch Day 5 video (2:20) // Read Day 5 text Complete Analyzing Figurative Language Complete <u>one</u> of the following: <input type="checkbox"/> One (1) Extended Activity Writing Connection
Week 17	81	One-Week Break	81	
			Complete “Oh Broom, Get to Work” Independent Practice	
	82		82	
			“ <i>Waiting for the Second Table</i> ” Read Day 1 text Pre-reading Activity: What Do You Know? Complete Research Activity	
	83		83	
			Watch Day 2 video (3:32) // Read Day 2 text Analyzing Literature: Cartoons	
	84		84	
			Watch Day 3 video (1:43) // Read Day 3 text Access the Backdrop Making Life’s Connections View “ <i>Waiting for the Second Table</i> ” Complete Reading Focus: Author’s Purpose	
85	85			
				Watch Day 4 video (2:18) // Read Day 4 text Complete Analyzing a Cartoon


Week 18	86		86	
		UNIT TWO: COMPOSITION <i>The Writing Process</i> Watch Lesson 23 video (9:11) // Read Lesson 23 text Complete Lesson 23 activity		Watch Day 5 video (2:12) // Read Day 5 text Complete Analyzing a Cartoon (choose 3) Complete Check Comprehension Complete Connection Reflection
	87		87	
		<i>Paragraph Overview</i> Watch Lesson 24 video (9:15) // Read Lesson 24 text Complete Lesson 24 activities		Read Day 6 text <i>View “How Long, O Lord, How Long?”</i> Complete Analyzing a Cartoon <input type="checkbox"/> Complete one (1) Extended Activity
	88		88	
		<i>Expository Paragraph</i> Watch Lesson 25 video (6:08) // Read Lesson 25 text Complete Lesson 25 activity – Brainstorm		Study for Nonfiction Summative Assessment
	89		89	
	Watch Lesson 26 video (8:43) // Read Lesson 26 text Complete Lesson 26 activities – Organize and Draft		Complete/Start Nonfiction Summative Assessment (♦ Read “ <i>The Night the Bed Fell</i> ”) (♦ Read “ <i>Healthy Sleep Habits</i> ”)	
90		90		
	Watch Lesson 27 video (10:40) // Read Lesson 27 text Complete Lesson 27 activities – Revise and Final Draft		No assignment OR Finish Nonfiction Summative Assessment	
Week 19	91		91	One-Week Break
		<i>Persuasive Paragraph</i> Watch Lesson 28 video (4:39) // Read Lesson 28 text Complete Lesson 28 activity – Brainstorm		
	92		92	
		Watch Lesson 29 video (9:33) // Read Lesson 29 text Complete Lesson 29 activities – Organize and Draft		
	93		93	
	Watch Lesson 30 video (11:11) // Read Lesson 30 text Complete Lesson 30 activities – Revise and Final Draft			


	94		94	
		Descriptive Paragraph Watch Lesson 31 video (6:48) // Read Lesson 31 text Complete Lesson 31 activity – Brainstorm		
	95		95	
		Watch Lesson 32 video (9:10) // Read Lesson 32 text Complete Lesson 32 activities – Organize and Draft		
Week 20	96		96	
		Watch Lesson 33 video (12:24) // Read Lesson 33 text Complete Lesson 33 activities – Revise and Final Draft		NOVEL UNIT Roll of Thunder, Hear My Cry Watch Day 1 video (3:33) // Read Day 1 text Meet the Author Making Life’s Connections
	97		97	
		Compare Paragraph Watch Lesson 34 video (5:40) // Read Lesson 34 text Complete Lesson 34 activity – Brainstorm		Watch Day 2 video (4:56) // Read Day 2 text Access the Backdrop
	98		98	
		Watch Lesson 35 video (9:31) // Read Lesson 35 text Complete Lesson 35 activities – Organize and Draft		Watch Day 3 video (3:23) // Read Day 3 text Access the Backdrop
	99		99	
		Watch Lesson 36 video (6:23) // Read Lesson 36 text Complete Lesson 36 activities – Revise and Final Draft		Watch Day 4 video (7:28) // Read Day 4 text Access the Backdrop
100		100		
		Contrast Paragraph Watch Lesson 37 video (8:57) // Read Lesson 37 text Complete Lesson 37 activities – Brainstorm, Organize, and Draft		Section One Watch Day 5 video (2:18) // Read Day 5 text Reading Focus: Predicting * Complete Vocabulary ♦ <i>Read Chapter 1</i>

Week 21	101		101	
		Watch Lesson 38 video (5:53) // Read Lesson 38 text Complete Lesson 38 activities – Revise and Final Draft		◆ <i>Read Chapter 2</i>
	102		102	
		* <i>Complete Assessment 16 (A)</i>		Watch Day 6 video (2:33) // Read Day 6 text Complete Reading Focus: Predicting
	103		103	
		Personal Narrative Watch Lesson 39 video (6:47) // Read Lesson 39 text		Watch Day 7 video (1:52) // Read Day 7 text Complete Analyzing Literature: Setting
	104		104	
		Watch Lesson 40 video (10:08) // Read Lesson 40 text Complete Day 1 activity		◆ <i>Read Chapter 3</i>
105		105		
	* Rewatch Lesson 40 video (10:08) // Reread Lesson 40 text Complete Day 2 activity		Watch Day 8 video (2:17) // Read Day 8 text Complete Analyzing Literature: Cause and Effect	
Week 22	106		106	
		* Rewatch Lesson 40 video (10:08) // Reread Lesson 40 text Complete Day 3 activities		Watch Day 9 video (2:35) // Read Day 9 text Complete Analyzing Literature: Compare and Contrast
	107		107	
		Watch Lesson 41 video (4:33) // Read Lesson 41 text Complete Lesson 41 activity – Brainstorm		Section Two Watch Day 10 video (1:50) // Read Day 10 text Reading Focus: Making Inferences * Complete Vocabulary ◆ <i>Read Chapter 4</i>
	108		108	
	Watch Lesson 42 video (5:26) // Read Lesson 42 text Complete Lesson 42 activities – Organize		◆ <i>Read Chapter 5</i>	
109		109		
	Watch Lesson 43 video (11:11) // Read Lesson 43 text Complete Lesson 43 activity – Hook and Draft		◆ <i>Read Chapter 6</i>	

	110		110	
		Watch Lesson 44 video (8:15) // Read Lesson 44 text Complete Lesson 44 activity – Revise Word Choice		Watch Day 11 video (1:09) // Read Day 11 text Complete Reading Focus: Making Inferences
Week 23	111		111	
		Watch Lesson 45 video (8:59) // Read Lesson 45 text Complete Lesson 45 activity – Revise Sentence Structure		◆ <i>Read Chapter 7</i>
	112		112	
		Watch Lesson 46 video (3:42) // Read Lesson 46 text Complete Lesson 46 activity – Add Dialogue		◆ <i>Read Chapter 8</i>
	113		113	
		Watch Lesson 47 video (2:16) // Read Lesson 47 text Complete Lesson 47 activity – Final Draft		Watch Day 12 video (4:07) // Read Day 12 text Complete Analyzing Literature: Character Traits and Motives
	114		114	
		* <i>Complete Assessment 17 (A)</i>		Watch Day 13 video (5:25) // Read Day 13 text Complete Analyzing Literature: Foreshadowing (both activities) Complete Connection Reflection: Written Response
115		115		
	<i>Persuasive Business Letter</i> Watch Lesson 48 video (5:08) // Read Lesson 48 text		Watch Day 14 video (2:49) // Read Day 14 text Complete Analyzing Literature: Imagery	
Week 24	116		116	
		Watch Lesson 49 video (6:40) // Read Lesson 49 text Complete Lesson 49 activity – Brainstorm		Watch Day 15 video (2:40) // Read Day 15 text Complete Connection Reflection: Written Response (choose 1)
	117		117	
		Watch Lesson 50 video (5:49) // Read Lesson 50 text Complete Lesson 50 activities – Organize		<i>Section Three</i> Watch Day 16 video (2:23) // Read Day 16 text Reading Focus: Identifying Sequence * Complete Vocabulary ◆ <i>Read Chapter 9</i>
118		118		
	Watch Lesson 51 video (8:14) // Read Lesson 51 text ↓↓		◆ <i>Read Chapter 10</i>	

		Complete Lesson 51 activities – Organize and Draft Opening Paragraph		
	119		119	
		Watch Lesson 52 video (8:47) // Read Lesson 52 text Complete Lesson 52 activity – Draft Body Paragraphs		♦ <i>Read Chapter 11</i>
	120		120	
		Watch Lesson 53 video (6:42) // Read Lesson 53 text Complete Lesson 53 activities – Organize and Draft Closing Paragraph		♦ <i>Read Chapter 12</i> Complete Day 16 Reading Focusing: Identifying Sequence
Week 25	121		121	
		Watch Lesson 54 video (8:03) // Read Lesson 54 text Complete Lesson 54 activity – Revise Word Choice		Watch Day 17 video (2:30) // Read Day 17 text Analyzing Literature: Author’s Purpose
	122		122	
		Watch Lesson 55 video (4:50) // Read Lesson 55 text Complete Lesson 55 activity – Revise Sentence Structure		Watch Day 18 video (4:17) // Read Day 18 text Analyzing Literature: Theme
	123		123	
		Watch Lesson 56 video (4:40) // Read Lesson 56 text Complete Lesson 56 activity – Final Draft		Start Novel Summative Assessment
	124		124	
		* <i>Complete Assessment 18 (A)</i>		Continue Novel Summative Assessment
125		125		
	<i>Expository Essay</i> Watch Lesson 57 video (8:53) // Read Lesson 57 text		Finish Novel Summative Assessment	
Week 26	126		126	
		Watch Lesson 58 video (7:36) // Read Lesson 58 text Complete Lesson 58 activities – Brainstorm and Organize		Watch Novel Culminating Activity Day 1 video (2:43) // Read text Complete Step One activity
	127		127	
	Watch Lesson 59 video (6:56) // Read Lesson 59 text Complete Lesson 59 activities – Organize and Draft Body Paragraph #1		Watch Novel Culminating Activity Day 2 video (1:10) // Read text Complete Analyzing Literature: Character Traits	


	128		128	
		Watch Lesson 60 video (3:37) // Read Lesson 60 text Complete Lesson 60 activities – Organize and Draft Body Paragraph #2		Watch Novel Culminating Activity Day 3 video (1:16) // Read text Complete Analyzing Literature: Character Motives
	129		129	
		Watch Lesson 61 video (4:09) // Read Lesson 61 text Complete Lesson 61 activities – Organize and Draft Body Paragraph #3		Watch Novel Culminating Activity Day 4 video (1:09) // Read text Complete Step Two activity Complete Analyzing Literature: Character Development
	130		130	
		Watch Lesson 62 video (7:12) // Read Lesson 62 text Complete Lesson 62 activities – Organize and Draft Opening Paragraph		Watch Novel Culminating Activity Day 5 video (1:43) // Read text Complete Step Three activity Complete Analyzing Literature: Problem and Solution
Week 27	131		131	One-Week Break
		Watch Lesson 63 video (7:01) // Read Lesson 63 text Complete Lesson 63 activities – Organize and Draft Closing Paragraph		
	132		132	
		Watch Lesson 64 video (9:28) // Read Lesson 64 text Complete Lesson 64 activity – Revise Word Choice		
	133		133	
		Watch Lesson 65 video (11:25) // Read Lesson 65 text Complete Lesson 65 activity – Revise Sentence Structure		
	134		134	
		Watch Lesson 66 video (3:09) // Read Lesson 66 text Complete Lesson 66 activity – Final Draft		
	135		135	
		* Complete Assessment 19 (A)		
Week 28	136		136	
		<i>Descriptive Personal Letter</i> Watch Lesson 67 video (4:12) // Read Lesson 67 text		POETRY UNIT <i>Analyzing Poetry</i> Watch Day 1 video (5:11) // Read Day 1 text

	137		137	
		Watch Lesson 68 video (6:25) // Read Lesson 68 text Complete Lesson 68 activities – Brainstorm		Watch Day 2 video (4:37) // Read Day 2 text
	138		138	
		Watch Lesson 69 video (5:26) // Read Lesson 69 text Complete Lesson 69 activities – Organize and Draft Opening Paragraph		Watch Day 3 video (3:08) // Read Day 3 text
	139		139	
		Watch Lesson 70 video (8:34) // Read Lesson 70 text Complete Lesson 70 activity – Organize Body Paragraph		Watch Day 4 video (3:27) // Read Day 4 text
	140		140	
	Watch Lesson 71 video (11:16) // Read Lesson 71 text Complete Lesson 71 activity – Draft Body Paragraph		Watch Day 5 video (3:39) // Read Day 5 text	
Week 29	141		141	
		Watch Lesson 72 video (3:38) // Read Lesson 72 text Complete Lesson 72 activities – Organize and Draft Closing Paragraph		Watch Day 6 video (4:51) // Read Day 6 text
	142		142	
		Watch Lesson 73 video (5:29) // Read Lesson 73 text Complete Lesson 73 activity – Revise Word Choice		Watch Day 7 video (4:33) // Read Day 7 text
	143		143	
		Watch Lesson 74 video (5:40) // Read Lesson 74 text Complete Lesson 74 activity – Revise Sentence Structure		“Under the Back Porch” Read Day 1 text Meet the Poet Making Life’s Connections
	144		144	
	 Watch Lesson 75 video (1:17) // Read Lesson 75 text Complete Lesson 75 activity – Final Draft		Watch Day 2 video (2:47) // Read Day 2 text Access the Backdrop ♦ Read “Under the Back Porch” Complete Analyzing Figurative Language: Simile	

	145		145	
		* Complete Assessment 20 (A)		Watch Day 3 video (1:51) // Read Day 3 text Complete Elements of Poetry: Structure
Week 30	146	Research Project Watch Lesson 76 video (7:44) // Read Lesson 76 text	146	Read Day 4 text Complete Comprehend and Connect (choose 3) Complete <u>one</u> of the following: Writing Poetry Speaking and Listening
	147	Watch Lesson 77 video (6:14) // Read Lesson 77 text Complete Lesson 77 activity – Brainstorm	147	Watch Day 5 video (1:26) // Read Day 5 text ♦ Read “My Bed is a Boat” Complete Analyzing Figurative Language: Simile and Metaphor
	148	Watch Lesson 78 video (6:03) // Read Lesson 78 text Complete Lesson 78 activity – Research Questions	148	“The Walrus and the Carpenter” Read Day 1 text Meet the Poet Making Life’s Connections
	149	Watch Lesson 79 video (7:53) // Read Lesson 79 text	149	Watch Day 2 video (1:54) // Read Day 2 text Access the Backdrop ♦ Read “The Walrus and the Carpenter” Complete Analyzing Figurative Language: Personification
	150	Watch Lesson 80 video (7:24) // Read Lesson 80 text	150	Watch Day 3 video (3:22) // Read Day 3 text Complete Elements of Poetry: Rhyme Scheme
	151	Watch Lesson 81 video (9:53) // Read Lesson 81 text	151	Read Day 4 text Complete Comprehend and Connect (choose 3) Complete <u>one</u> of the following: Writing Poetry Speaking and Listening
	Week 31			

	152		152	
		Watch Lesson 82 video (6:21) // Read Lesson 82 text Start Lesson 82 activity – Research		Watch Day 5 video (2:00) // Read Day 5 text ♦ Read “ <i>The Owl and the Pussy-Cat</i> ” Complete Elements of Poetry: Rhyme Scheme
	153		153	
		Continue Lesson 82 activity – Research		“ Opportunity ” Read Day 1 text Meet the Poet Making Life’s Connections
	154		154	
		Continue Lesson 82 activity – Research		Watch Day 2 video (1:31) // Read Day 2 text Access the Backdrop ♦ Read “ <i>Opportunity</i> ” Complete Analyzing Figurative Language: Imagery
	155		155	
		Finish Lesson 82 activity – Research		Watch Day 3 video (2:15) // Read Day 3 text Complete Elements of Poetry: Narrative Poetry
Week 32	156		156	
		Watch Lesson 83 video (5:56) // Read Lesson 83 text Complete Lesson 83 activity – Organize Notecards and Thesis Statement		Read Day 4 text Complete Comprehend and Connect (choose 3) Complete <u>one</u> of the following: Writing Poetry Speaking and Listening
	157		157	
		Watch Lesson 84 video (9:01) // Read Lesson 84 text Start Lesson 84 activity – Draft Body Paragraphs		Watch Day 5 video (0:56) // Read Day 5 text ♦ Read “ <i>Casey at the Bat</i> ” Complete Elements of Poetry: Narrative Poetry
	158		158	
		* Rewatch Lesson 84 video (9:01) // Reread Lesson 84 text Finish Lesson 84 activity – Draft Body Paragraphs		“ All That is Gold Does Not Glitter ” Read Day 1 text Meet the Poet Making Life’s Connections

	159		159	
		Watch Lesson 85 video (8:08) // Read Lesson 85 text Complete Lesson 85 activities – Organize and Draft Opening Paragraph		Watch Day 2 video (2:50) // Read Day 2 text Access the Backdrop ♦ Read “ <i>All That is Gold Does Not Glitter</i> ” Complete Analyzing Figurative Language: Imagery
	160		160	
		Watch Lesson 86 video (7:18) // Read Lesson 86 text Complete Lesson 86 activities – Organize and Draft Closing Paragraph		Watch Day 3 video (2:05) // Read Day 3 text Complete Elements of Poetry: Lyrical Poetry
Week 33	161		161	
		Watch Lesson 87 video (8:01) // Read Lesson 87 text Start Lesson 87 activity – Revise Word Choice		Read Day 4 text Complete Comprehend and Connect (choose 3) Complete <u>one</u> of the following: Writing Poetry Speaking and Listening
	162		162	
		* Rewatch Lesson 87 video (8:01) // Reread Lesson 87 text Finish Lesson 87 activity – Revise Word Choice		Watch Day 5 video (1:14) // Read Day 5 text ♦ Read “ <i>A Red, Red Rose</i> ” Complete Elements of Poetry: Lyrical Poetry
	163		163	
		Watch Lesson 88 video (7:53) // Read Lesson 88 text Start Lesson 88 activity – Revise Sentence Structure		“ <i>Growing Pains</i> ” Read Day 1 text Meet the Poet Making Life’s Connections
	164		164	
		* Rewatch Lesson 88 video (7:53) // Reread Lesson 88 text Finish Lesson 88 activity – Revise Sentence Structure		Watch Day 2 video (2:56) // Read Day 2 text Access the Backdrop ♦ Read “ <i>Growing Pains</i> ” Complete Analyzing Figurative Language: Hyperbole
165		165		
	□ Watch Lesson 89 video (3:36) // Read Lesson 89 text ↓↓		Watch Day 3 video (2:23) // Read Day 3 text Complete Elements of Poetry: Voice	

		Start Lesson 89 activities – Final Draft (Presentation Board or Written Report)		
Week 34	166		166	
		* Rewatch Lesson 89 video (3:36) // Reread Lesson 89 text Finish Lesson 89 activities – Final Draft (Presentation Board or Written Report)		Read Day 4 text Complete Comprehend and Connect (choose 3) Complete <u>one</u> of the following: Writing Poetry Speaking and Listening
	167		167	
		Watch Lesson 90 video (8:24) // Read Lesson 90 text Complete Lesson 90 activity – Bibliography		Watch Day 5 video (1:47) // Read Day 5 text ♦ Read “Love That Boy” Complete Elements of Poetry: Voice
	168		168	
		* Start Unit Two Comprehensive Assessment (A)		Study for Poetry Summative Assessment
	169		169	
		* Finish Unit Two Comprehensive Assessment (A)		Complete Poetry Summative Assessment (♦ Read “It Seems I Test People”) (♦ Read “The World Is Not A Pleasant Place To Be”) (♦ Read “Abandoned Farmhouse”)
170		170		
	Watch Final Lesson video (1:12) // Read Final Lesson text Complete Final Lesson activity – Comparing Compositions Watch End of Year Video (1:54)		No assignment OR Finish Poetry Summative Assessment	