


Optional 34-Week Essentials in Writing/Essentials in Literature Plan Level 8


IMPORTANT: Prior to beginning, watch the preliminary videos about how to use the curriculum as well as read all the Curriculum Information in the Teacher Handbook.

Below are suggested daily pacing guides for an **average Level 8 track**. Alternative plans for a **remedial track** for Essentials in Literature are available for download at *essentialsinwriting.com*.

Please note that students can complete Essentials in Literature activities in a variety of ways (written answers, verbal answers, discussion with other students, etc.).

Symbol Key is located on the footer of each page.

		Essentials in Writing			Essentials in Literature	
Week 1	1			1		
		UNIT ONE: GRAMMAR			FICTION UNIT	
		Watch Lesson 1 video (length: 4:44) // Read Lesson 1 text Complete Lesson 1 activity <i>Adjectives in Action</i> Watch Lesson 2 video (6:24) // Read Lesson 2 text Complete Day 1 activity			<i>Analyzing Fiction</i> Watch Day 1 video (length: 2:54) // Read Day 1 text	
	2			2		
		* Rewatch Lesson 2 video (6:24) // Reread Lesson 2 text Complete Day 2 activities			Watch Day 2 video (5:50) // Read Day 2 text	
	3			3		
		* Rewatch Lesson 2 video (6:24) // Reread Lesson 2 text Complete Day 3 activity			Watch Day 3 video (2:09) // Read Day 3 text	
	4			4		
		 * Rewatch Lesson 2 video (6:24) // Reread Lesson 2 text Complete Day 4 activities			Watch Day 4 video (4:07) // Read Day 4 text	
5			5			
	* <i>Complete Assessment 1 (A)</i>			Watch Day 5 video (2:18) // Read Day 5 text		

Week 2	6	Action Verbs in Action Watch Lesson 3 video (4:52) // Read Lesson 3 text Complete Day 1 activities	6	“Stop the Sun” Read Day 1 text Meet the Author Complete Research Activity
	7	* Rewatch Lesson 3 video (4:52) // Reread Lesson 3 text Complete Day 2 activity	7	Watch Day 2 video (2:16) // Read Day 2 text Analyzing Literature: Plot * Complete Vocabulary
	8	* Rewatch Lesson 3 video (4:52) // Reread Lesson 3 text Complete Day 3 activity	8	Watch Day 3 video (3:06) // Read Day 3 text Access the Backdrop Making Life’s Connections ◆ Read “Stop the Sun” Complete Reading Focus: Making Connections
	9	* Rewatch Lesson 3 video (4:52) // Reread Lesson 3 text Complete Day 4 activities 	9	Watch Day 4 video (4:07) // Read Day 4 text Complete Analyzing Literary Elements (choose 3) Complete Check Comprehension Complete Connection Reflection (choose 2)
	10	* Complete Assessment 2 (A)	10	Watch Day 5 video (1:52) // Read Day 5 text Complete Analyzing Figurative Language Complete <u>one</u> of the following: <input type="checkbox"/> One (1) Extended Activity Writing Connection
	11	Adverbs in Action Watch Lesson 4 video (5:19) // Read Lesson 4 text Complete Day 1 activity	11	Complete “Stop the Sun” Independent Practice
	12	* Rewatch Lesson 4 video (5:19) // Reread Lesson 4 text ↓↓ Complete Day 2 activities	12	“A Mother in Mannville” Read Day 1 text ↓↓
Week 3				

				Meet the Author Complete Research Activity
	13		13	
		* Rewatch Lesson 4 video (5:19) // Reread Lesson 4 text Complete Day 3 activities		Watch Day 2 video (2:02) // Read Day 2 text Analyzing Literature: Setting * Complete Vocabulary
	14		14	
		* <i>Complete Assessment 3 (A)</i>		Watch Day 3 video (4:33) // Read Day 3 text Access the Backdrop Making Life's Connections ♦ <i>Read "A Mother in Mannville"</i> Complete Reading Focus: Making Inferences
	15		15	
		<i>Prepositional Phrases in Action</i> Watch Lesson 5 video (9:07) // Read Lesson 5 text Complete Day 1 activity		Watch Day 4 video (2:50) // Read Day 4 text Complete Analyzing Literary Elements (choose 3) Complete Check Comprehension Complete Connection Reflection (choose 2)
Week 4	16		16	
		* Rewatch Lesson 5 video (9:07) // Reread Lesson 5 text Complete Day 2 activities		Watch Day 5 video (2:08) // Read Day 5 text Complete Analyzing Figurative Language Complete <u>one</u> of the following: <input type="checkbox"/> One (1) Extended Activity Writing Connection
	17		17	
		* Rewatch Lesson 5 video (9:07) // Reread Lesson 5 text Complete Day 3 activities		Complete "A Mother in Mannville" Independent Practice
	18		18	
		* <i>Complete Assessment 4 (A)</i>		<i>"The Ransom of Red Chief"</i> Read Day 1 text Meet the Author Complete Research Activity
	19		19	
		<i>Gerunds in Action</i> ↓↓		Watch Day 2 video (3:09) // Read Day 2 text ↓↓

		Watch Lesson 6 video (4:31) // Read Lesson 6 text Complete Day 1 activity		Analyzing Literature: Conflict * Complete Vocabulary
	20		20	
		* Rewatch Lesson 6 video (4:31) // Reread Lesson 6 text Complete Day 2 activity		Watch Day 3 video (3:07) // Read Day 3 text Access the Backdrop Making Life's Connections ◆ Read "The Ransom of Red Chief" Complete Reading Focus: Identify Sequence
Week 5	21		21	
		* Complete Assessment 5 (A)		Watch Day 4 video (2:33) // Read Day 4 text Complete Analyzing Literary Elements (choose 3) Complete Check Comprehension Complete Connection Reflection (choose 2)
	22		22	
		Vivid Language Watch Lesson 7 video (8:54) // Read Lesson 7 text Complete Day 1 activities		Watch Day 5 video (2:47) // Read Day 5 text Complete Analyzing Figurative Language Complete <u>one</u> of the following: □ One (1) Extended Activity Writing Connection
	23		23	
		* Rewatch Lesson 7 video (8:54) // Reread Lesson 7 text Complete Day 2 activities		Complete "The Ransom of Red Chief" Independent Practice
	24		24	
		 * Rewatch Lesson 7 video (8:54) // Reread Lesson 7 text Complete Day 3 activity Complete/Start Day 4 activity		No assignment
25		25		
	* Complete Assessment 6 (A)		No assignment	
Week 6	26		26	One-Week Break
		Independent and Dependent Clauses Watch Lesson 8 video (6:48) // Read Lesson 8 text Complete Day 1 activities		

	27		27	
		* Rewatch Lesson 8 video (6:48) // Reread Lesson 8 text Complete Day 2 activities		
	28		28	
		<i>Simple and Compound Sentences</i> Watch Lesson 9 video (5:19) // Read Lesson 9 text Complete Day 1 activities		
	29		29	
		* Rewatch Lesson 9 video (5:19) // Reread Lesson 9 text Complete Day 2 activities		
	30		30	
	* Rewatch Lesson 9 video (5:19) // Reread Lesson 9 text Complete Day 3 activities			
Week 7	31		31	
		<i>Compound Sentences and Avoiding Sentence Errors</i> Watch Lesson 10 video (4:34) // Read Lesson 10 text Complete Day 1 activities		“Checkouts” Read Day 1 text Meet the Author Complete Research Activity
	32		32	
		* Rewatch Lesson 10 video (4:34) // Reread Lesson 10 text Complete Day 2 activities		Watch Day 2 video (1:29) // Read Day 2 text Analyzing Literature: Point of View * Complete Vocabulary
	33		33	
		* Rewatch Lesson 10 video (4:34) // Reread Lesson 10 text Complete Day 3 activities		Watch Day 3 video (3:00) // Read Day 3 text Access the Backdrop Making Life’s Connections ♦ Read “Checkouts” Complete Reading Focus: Making Predictions
34		34		
	* <i>Complete Assessment 7 (A)</i>		Watch Day 4 video (2:20) // Read Day 4 text Complete Analyzing Literary Elements (choose 3) Complete Check Comprehension Complete Connection Reflection (choose 2)	

	35		35	
		Complex Sentences Watch Lesson 11 video (6:18) // Read Lesson 11 text Complete Day 1 activities		Watch Day 5 video (2:27) // Read Day 5 text Complete Analyzing Figurative Language Complete <u>one</u> of the following: <input type="checkbox"/> One (1) Extended Activity Writing Connection
Week 8	36		36	
		* Rewatch Lesson 11 video (6:18) // Reread Lesson 11 text Comple Day 2 activities		Complete “Checkouts” Independent Practice
	37		37	
		* Rewatch Lesson 11 video (6:18) // Reread Lesson 11 text Comple Day 3 activities		“Raymond’s Run” Read Day 1 text Meet the Author Complete Research Activity
	38		38	
		Complex Sentences and Avoiding Sentence Errors Watch Lesson 12 video (4:23) // Read Lesson 12 text Complete Day 1 activities		Watch Day 2 video (3:24) // Read Day 2 text Analyzing Literature: Character Traits and Motives * Complete Vocabulary
	39		39	
	* Rewatch Lesson 12 video (4:23) // Reread Lesson 12 text Complete Day 2 activities		Watch Day 3 video (3:44) // Read Day 3 text Access the Backdrop Making Life’s Connections ◆ Read “Raymond’s Run” Complete Reading Focus: Visualize	
40		40		
	* Complete Assessment 8 (A)		Watch Day 4 video (3:07) // Read Day 4 text Complete Analyzing Literary Elements (choose 3) Complete Check Comprehension Complete Connection Reflection (choose 2)	
Week 9	41		41	
		Compound-Complex Sentences Watch Lesson 13 video (6:25) // Read Lesson 13 text Complete Day 1 activities		Watch Day 5 video (2:59) // Read Day 5 text Complete Analyzing Figurative Language Complete <u>one</u> of the following: ↓↓

			□ One (1) Extended Activity Writing Connection
	42	42	
	* Rewatch Lesson 13 video (6:25) // Reread Lesson 13 text Complete Day 2 activities		Complete “Raymond’s Run” Independent Practice
	43	43	
	Compound-Complex Sentences and Avoiding Sentence Errors Watch Lesson 14 video (6:23) // Read Lesson 14 text Complete Lesson 14 activities		“The Treasure of Lemon Brown” Read Day 1 text Meet the Author Complete Research Activity
	44	44	
	* Complete Assessment 9 (A)		Watch Day 2 video (3:24) // Read Day 2 text Analyzing Literature: Cause and Effect * Complete Vocabulary
	45	45	
	Varied Sentences in a Composition Watch Lesson 15 video (13:09) // Read Lesson 15 text Complete Day 1 activities		Watch Day 3 video (5:38) // Read Day 3 text Access the Backdrop Making Life’s Connections ♦ Read “The Treasure of Lemon Brown” Complete Reading Focus: Drawing Conclusions
Week 10	46	46	
	* Rewatch Lesson 15 video (13:09) // Reread Lesson 15 text Complete Day 2 activities		Watch Day 4 video (4:09) // Read Day 4 text Complete Analyzing Literary Elements Complete Check Comprehension Complete Connection Reflection (choose 2)
	47	47	
	* Rewatch Lesson 15 video (13:09) // Reread Lesson 15 text Complete Day 3 activity		Watch Day 5 video (3:03) // Read Day 5 text Complete Analyzing Figurative Language Complete <u>one</u> of the following: □ One (1) Extended Activity Writing Connection

	48		48	
		* Rewatch Lesson 15 video (13:09) // Reread Lesson 15 text Complete Day 4 activity		Complete “The Treasure of Lemon Brown” Independent Practice
	49		49	
		* Rewatch Lesson 15 video (13:09) // Reread Lesson 15 text Complete Day 5 activity		Study for Fiction Summative Assessment
	50		50	
	* Rewatch Lesson 15 video (13:09) // Reread Lesson 15 text Complete Day 6 activity			□ Complete Fiction Summative Assessment (♦ Read “The Dinner Party”)
Week 11	51		51	
		* Rewatch Lesson 15 video (13:09) // Reread Lesson 15 text Complete Day 7 activity		NONFICTION UNIT <i>Analyzing Nonfiction</i> Watch Day 1 video (4:29) // Read Day 1 text
	52		52	
		Using Appositives Watch Lesson 16 video (4:46) // Read Lesson 16 text Complete Day 1 activities		Watch Day 2 video (4:36) // Read Day 2 text
	53		53	
		* Rewatch Lesson 16 video (4:46) // Reread Lesson 16 text Complete Day 2 activity		“Louisa’s Civil War” Read Day 1 text Meet the Author Complete Research Activity
	54		54	
		* Complete Assessment 10 (A)		Watch Day 2 video (3:07) // Read Day 2 text Analyzing Literature: Narrative Nonfiction * Complete Vocabulary
55		55		
	Using Transitions Watch Lesson 17 video (7:07) // Read Lesson 17 text Complete Day 1 activities		Watch Day 3 video (3:15) // Read Day 3 text Access the Backdrop Making Life’s Connections ♦ Read “Louisa’s Civil War” Complete Reading Focus: Making Connections	




Week 12	56		56	
		* Rewatch Lesson 17 video (7:07) // Reread Lesson 17 text Complete Day 2 activities		Watch Day 4 video (2:31) // Read Day 4 text Complete Analyzing Literary Elements (choose 3) Complete Check Comprehension Complete Connection Reflection (choose 2)
	57		57	
		* Rewatch Lesson 17 video (7:07) // Reread Lesson 17 text Complete Day 3 activities		Watch Day 5 video (2:22) // Read Day 5 text Complete Analyzing Figurative Language Complete <u>one</u> of the following: <input type="checkbox"/> One (1) Extended Activity Writing Connection
	58		58	
		* <i>Complete Assessment 11 (A)</i>		Complete “Louisa’s Civil War” Independent Practice
	59		59	
	<i>Pronouns and Antecedents</i> Watch Lesson 18 video (6:20) // Read Lesson 18 text Complete Day 1 activities		<i>“Roughing It: Chapter XLII”</i> Read Day 1 text Meet the Author Complete Research Activity	
60		60		
	* Rewatch Lesson 18 video (6:20) // Reread Lesson 18 text Complete Day 2 activities		Watch Day 2 video (2:49) // Read Day 2 text Analyzing Literature: Autobiography * Complete Vocabulary	
Week 13	61		61	
		* Rewatch Lesson 18 video (6:20) // Reread Lesson 18 text Complete Day 3 activities		Watch Day 3 video (3:26) // Read Day 3 text Access the Backdrop Making Life’s Connections ♦ <i>Read “Roughing It: Chapter XLII”</i> Complete Reading Focus: Visualizing
	62		62	
	* <i>Complete Assessment 12 (A)</i>		Watch Day 4 video (2:59) // Read Day 4 text Complete Analyzing Literary Elements (choose 3) Complete Check Comprehension Complete Connection Reflection (choose 2)	

	63		63	
		Subject/Verb Agreement Watch Lesson 19 video (6:10) // Read Lesson 19 text Complete Day 1 activity		Watch Day 5 video (2:18) // Read Day 5 text Complete Analyzing Figurative Language Complete <u>one</u> of the following: <input type="checkbox"/> One (1) Extended Activity Writing Connection
	64		64	
		* Rewatch Lesson 19 video (6:10) // Reread Lesson 19 text Complete Day 2 activities		Complete “Roughing It: XLII” Independent Practice
	65		65	
	* Rewatch Lesson 19 video (6:10) // Reread Lesson 19 text Complete Day 3 activities		“Ten Top Touring Areas” Read Day 1 text Pre-reading Activity: What Do You Know? Complete Research Activity	
Week 14	66		66	
		Don’t/Doesn’t Problem Watch Lesson 20 video (4:31) // Read Lesson 20 text Complete Day 1 activities		Watch Day 2 video (4:36) // Read Day 2 text Reading to Learn: Taking Notes and Writing a Summary Reading Activity: What Do You Know?
	67		67	
		* Rewatch Lesson 20 video (4:31) // Reread Lesson 20 text Complete Day 2 activities		Watch Day 3 video (3:26) // Read Day 3 text Access the Backdrop Making Life’s Connections ◆ Read “Ten Top Touring Areas” Complete Reading to Learn: Taking Notes and Writing Summaries
	68		68	
	* Rewatch Lesson 20 video (4:31) // Reread Lesson 20 text Complete Day 3 activities		Watch Day 4 video (3:52) // Read Day 4 text Complete Analyzing an Article Complete Check Comprehension * Complete Writing Connection	
69		69		
	* Complete Assessment 13 (A)		“Virginia Hamilton” Watch Day 1 video (0:58) // Read Day 1 text Meet the Author Complete Research Activity	


	70		70	
		Homophones Watch Lesson 21 video (11:28) // Read Lesson 21 text Complete Day 1 activity		Watch Day 2 video (2:22) // Read Day 2 text Analyzing Literature: Biography and Interview Reading Focus: Chronological Order
Week 15	71		71	
		* Rewatch Lesson 21 video (11:28) // Reread Lesson 21 text Complete Day 2 activities		Watch Day 3 video (3:49) // Read Day 3 text Access the Backdrop Making Life's Connections ♦ Read "Virginia Hamilton" Complete Reading Focus: Chronological Order
	72		72	
		* Rewatch Lesson 21 video (11:28) // Reread Lesson 21 text Complete Day 3 activities		Watch Day 4 video (3:35) // Read Day 4 text Complete Analyzing a Biography Complete Check Comprehension * Complete Writing Connection
	73		73	
		* Complete Assessment 14 (A)		"The Jews Are Guilty!/The Jews Are to Blame!" Read Day 1 text Pre-reading Activity: What Do You Know? Complete Research Activity
	74		74	
	Unclear Subject Problem Watch Lesson 22 video (4:29) // Read Lesson 22 text Complete Day 1 activity		Watch Day 2 video (4:58) // Read Day 2 text Reading to Learn: Propaganda	
75		75		
	* Rewatch Lesson 22 video (4:29) // Reread Lesson 22 text Complete Day 2 activities		Watch Day 3 video (5:32) // Read Day 3 text Access the Backdrop Making Life's Connections Reading to Learn: Propaganda Reading Activity: What Do You Know? ♦ Read "The Jews Are Guilty!/The Jews Are to Blame!" Complete Reading to Learn: Propaganda	


Week 16	76		76	
		* Rewatch Lesson 22 video (4:29) // Reread Lesson 22 text Complete Day 3 activities		Watch Day 4 video (2:50) // Read Day 4 text Complete Analyzing an Article Complete Check Comprehension * Complete Writing Connection
	77		77	
		* <i>Complete Assessment 15 (A)</i>		Study for Nonfiction Summative Assessment
	78		78	
		Paraphrasing Watch Lesson 23 video (9:49) // Read Lesson 23 text Complete Day 1 activity		<input type="checkbox"/> Complete Nonfiction Summative Assessment (♦ <i>Read "The Great Rat Hunt"</i>)
	79		79	
		* Rewatch Lesson 23 video (9:49) // Reread Lesson 23 text Complete Day 2 activities		No assignment
Week 17	80		80	
		Writing a Summary Watch Lesson 24 video (7:37) // Read Lesson 24 text Complete Day 1 activities		No assignment
	81		81	One-Week Break
		* Rewatch Lesson 24 video (7:37) // Reread Lesson 24 text Complete Day 2 activities		
	82		82	
		* <i>Complete Assessment 16 (A)</i>		
	83		83	
		<i>Complete Unit One Comprehensive Assessment (A)</i>		
84		84		
	No assignment			
Week 18	85		85	
		No assignment		
	86		86	
	UNIT TWO: COMPOSITION		NOVEL UNIT	
	<i>The Writing Process</i> Watch Lesson 25 video (7:07) // Read Lesson 25 text ↓↓		<i>Night</i> Watch Day 1 video (2:35) // Read Day 1 text ↓↓	

	Complete Lesson 25 activity		Meet the Author Making Life's Connections
87		87	
	Paragraph Overview Watch Lesson 26 video (6:59) // Read Lesson 26 text Complete Lesson 26 activities		Read Day 2 text Access the Backdrop
88		88	
	Expository Paragraph Watch Lesson 27 video (6:10) // Read Lesson 27 text Complete Lesson 27 activity – Brainstorm		Read Day 3 text Access the Backdrop
89		89	
	Watch Lesson 28 video (12:00) // Read Lesson 28 text Complete Lesson 28 activities – Organize and Draft		Read Day 4 text Access the Backdrop
90		90	
	Watch Lesson 29 video (9:52) // Read Lesson 29 text Complete Lesson 29 activities – Revise and Final Draft		Watch Day 5 video (5:00) // Read Day 5 text Analyzing Literature: Mood and Tone Reading Focus: Connecting to the Characters
91		91	
	Persuasive Paragraph Watch Lesson 30 video (5:52) // Read Lesson 30 text Complete Lesson 30 activity – Brainstorm		Section One Watch Day 6 video (4:16) // Read Day 6 text * Complete Vocabulary Reading Focus: Questioning
92		92	
	Watch Lesson 31 video (7:28) // Read Lesson 31 text Complete Lesson 31 activities – Organize and Draft		◆ <i>Read pages 1-22</i> Complete Reading Focus: Questioning Continue Reading Focus: Connecting to the Characters (Day 5)
93		93	
	Watch Lesson 32 video (9:50) // Read Lesson 32 text Complete Lesson 32 activities – Revise and Final Draft		Watch Day 7 video (6:39) // Read Day 7 text Complete Analyzing Literature: Point of View
94		94	
	Descriptive Paragraph Watch Lesson 33 video (4:25) // Read Lesson 33 text Complete Lesson 33 activity – Brainstorm		Watch Day 8 video (2:01) // Read Day 8 text Complete Analyzing Literature: Setting

	95		95	
		Watch Lesson 34 video (7:46) // Read Lesson 34 text Complete Lesson 34 activities – Organize and Draft		Watch Day 9 video (2:40) // Read Day 9 text Complete Analyzing Literature: Mood
Week 20	96		96	
		Watch Lesson 35 video (9:43) // Read Lesson 35 text Complete Lesson 35 activities – Revise and Final Draft		Section Two Watch Day 10 video (3:51) // Read Day 10 text * Complete Vocabulary Reading Focus: Predictions
	97		97	
		Compare Paragraph Watch Lesson 36 video (3:46) // Read Lesson 36 text Complete Lesson 36 activity – Brainstorm		♦ Read pages 23-46 Complete Reading Focus: Predictions Continue Reading Focus: Connecting to the Characters (Day 5)
	98		98	
		Watch Lesson 37 video (7:35) // Read Lesson 37 text Complete Lesson 37 activities – Organize and Draft		Watch Day 11 video (8:06) // Read Day 11 text Complete Analyzing Literature: Conflict
	99		99	
		Watch Lesson 38 video (3:20) // Read Lesson 38 text Complete Lesson 38 activities – Revise and Final Draft		Watch Day 12 video (2:30) // Read Day 12 text Complete Analyzing Literature: Cause and Effect
100		100		
	Contrast Paragraph Watch Lesson 39 video (7:12) // Read Lesson 39 text Complete Lesson 39 activities – Brainstorm, Organize, and Draft		Watch Day 13 video (1:41) // Read Day 13 text Complete Connection Reflection: Written Response (choose one)	
Week 21	101		101	
		Watch Lesson 40 video (6:49) // Read Lesson 40 text Complete Lesson 40 activities – Revise and Final Draft		Section Three Watch Day 14 video (2:48) // Read Day 14 text * Complete Vocabulary Reading Focus: Clarifying
	102		102	
	* Complete Assessment 17 (A)		♦ Read pages 47-65 Complete Reading Focus: Clarifying ↓↓	


			Continue Reading Focus: Connecting to the Characters (Day 5)
	103	103	
	Narrative Watch Lesson 41 video (4:31) // Read Lesson 41 text		Watch Day 15 video (8:41) // Read Day 15 text Complete Analyzing Literature: Compare and Contrast
	104	104	
	Watch Lesson 42 video (7:26) // Read Lesson 42 text Complete Day 1 activities		Watch Day 16 video (1:58) // Read Day 16 text Complete Analyzing Literature: Rising Action
	105	105	
	* Rewatch Lesson 42 video (7:26) // Reread Lesson 42 text Complete Day 2 activities		Section Four Watch Day 17 video (2:49) // Read Day 17 text * Complete Vocabulary Reading Focus: Connecting
Week 22	106	106	
		Watch Lesson 43 video (4:30) // Read Lesson 43 text Complete Lesson 43 activity – Brainstorm	♦ <i>Read pages 66-84</i> Complete Reading Focus: Connecting Continue Reading Focus: Connecting to the Characters (Day 5)
	107	107	
		Watch Lesson 44 video (5:50) // Read Lesson 44 text Complete Lesson 44 activities – Organize	Watch Day 18 video (9:04) // Read Day 18 text Complete Analyzing Literature: Characters
	108	108	
		Watch Lesson 45 video (11:22) // Read Lesson 45 text ↓↓ Complete Lesson 45 activities – Hook and Draft	Watch Day 19 video (3:08) // Read Day 19 text Complete Personal Letter
	109	109	
		Watch Lesson 46 video (8:36) // Read Lesson 46 text Complete Lesson 46 activity – Revise Word Choice	Section Five Watch Day 20 video (2:31) // Read Day 20 text * Complete Vocabulary Reading Focus: Summarizing
110	110		
	Watch Lesson 47 video (6:49) // Read Lesson 47 text Complete Lesson 47 activity – Revise Sentence Structure	♦ <i>Read pages 85-120</i> Complete Reading Focus: Summarizing Continue Reading Focus: Connecting to the Characters (Day 5)	

Week 23	111		111	
		Watch Lesson 48 video (3:27) // Read Lesson 48 text Complete Lesson 48 activity – Assess Dialogue		Watch Day 21 video (5:00) // Read Day 21 text Complete Analyzing Literature: Inferences
	112		112	
		Watch Lesson 49 video (2:10) // Read Lesson 49 text Complete Lesson 49 activity – Final Draft		Watch Day 22 video (2:45) // Read Day 22 text Analyzing Literature: Mood and Tone
	113		113	
		* <i>Complete Assessment 18 (A)</i>		Watch Day 23 video (5:19) // Read Day 23 text Complete Analyzing Literature: Theme
	114		114	
		Expository Essay Watch Lesson 50 video (5:13) // Read Lesson 50 text		Study for Novel Summative Assessment
115		115		
	Watch Lesson 51 video (10:16) // Read Lesson 51 text Complete Lesson 51 activities – Brainstorm and Organize		Complete Novel Summative Assessment	
Week 24	116		116	
		Watch Lesson 52 video (10:44) // Read Lesson 52 text Complete Lesson 52 activities – Organize and Draft Body Paragraph #1		Watch Culminating Activity video (5:12) Begin Novel Culminating Activity
	117		117	
		Watch Lesson 53 video (10:14) // Read Lesson 53 text Complete Lesson 53 activities – Organize and Draft Body Paragraph #2		Continue Novel Culminating Activity
	118		118	
		Watch Lesson 54 video (9:50) // Read Lesson 54 text Complete Lesson 54 activities – Organize and Draft Body Paragraph #3		Continue Novel Culminating Activity
119		119		
	Watch Lesson 55 video (9:49) // Read Lesson 55 text Complete Lesson 55 activities – Organize and Draft Opening Paragraph		Continue Novel Culminating Activity	


	120		120	
		Watch Lesson 56 video (6:12) // Read Lesson 56 text Complete Lesson 56 activities – Organize and Draft Closing Paragraph		Finish Novel Culminating Activity
Week 25	121		121	One-Week Break
		Watch Lesson 57 video (7:35) // Read Lesson 57 text Complete Lesson 57 activity – Revise Word Choice		
	122		122	
		Watch Lesson 58 video (10:36) // Read Lesson 58 text Complete Lesson 58 activity – Revise Sentence Structure		
	123		123	
		Watch Lesson 59 video (1:05) // Read Lesson 59 text Complete Lesson 59 activity – Final Draft		
	124		124	
		* <i>Complete Assessment 19 (A)</i>		
	125		125	
		<i>Compare/Contrast Business Letter</i> Watch Lesson 60 video (4:16) // Read Lesson 60 text		
Week 26	126		126	
		Watch Lesson 61 video (8:12) // Read Lesson 61 text Complete Lesson 61 activities – Brainstorm		POETRY UNIT <i>Analyzing Poetry</i> Watch Day 1 video (6:51) // Read Day 1 text
	127		127	
		Watch Lesson 62 video (8:11) // Read Lesson 62 text Complete Lesson 62 activity – Organize		Watch Day 2 video (6:33) // Read Day 2 text
	128		128	
		Watch Lesson 63 video (8:08) // Read Lesson 63 text Complete Lesson 63 activities – Organize and Draft Opening Paragraph		Watch Day 3 video (6:37) // Read Day 3 text
		129		129
		Watch Lesson 64 video (9:00) // Read Lesson 64 text Complete Lesson 64 activity – Draft Body Paragraphs		Watch Day 4 video (4:52) // Read Day 4 text

	130		130	
		Watch Lesson 65 video (5:26) // Read Lesson 65 text Complete Lesson 65 activities – Organize and Draft Closing Paragraph		No assignment
Week 27	131		131	
		Watch Lesson 66 video (7:26) // Read Lesson 66 text Complete Lesson 66 activity – Revise Word Choice		“Mother to Son” Read Day 1 text Meet the Author Making Life’s Connections
	132		132	
		Watch Lesson 67 video (6:07) // Read Lesson 67 text Complete Lesson 67 activity – Revise Sentence Structure		Watch Day 2 video (5:00) // Read Day 2 text Access the Backdrop Analyzing Figurative Language: Metaphor Elements of Poetry: Dialect ♦ Read “Mother to Son” Complete Analyzing Figurative Language: Metaphor Complete Connecting with the Poet (choose 3)
	133		133	
		Watch Lesson 68 video (1:21) // Read Lesson 68 text Complete Lesson 68 activity – Final Draft		Watch Day 3 video (1:47) // Read Day 3 text Complete Elements of Poetry: Dialect
	134		134	
	* Complete Assessment 20 (A)		Read Day 4 text Complete <u>one</u> of the following: Writing Poetry Speaking and Listening	
135		135		
	Persuasive Essay Watch Lesson 69 video (4:11) // Read Lesson 69 text		Watch Day 5 video (2:59) // Read Day 5 text ♦ Read “Mother O’ Mine” Complete Elements of Poetry: Rhyme Scheme	
Week 28	136		136	
		Watch Lesson 70 video (11:28) // Read Lesson 70 text Complete Lesson 70 activities – Brainstorm and Organize		“I Am in Need of Music” Read Day 1 text Meet the Author ↓↓

				Making Life's Connections
	137		137	
		Watch Lesson 71 video (8:57) // Read Lesson 71 text Complete Lesson 71 activities – Organize and Draft Body Paragraph #1		Watch Day 2 video (6:52) // Read Day 2 text Access the Backdrop Analyzing Figurative Language: Personification Elements of Poetry: Alliteration ♦ Read <i>“I Am in Need of Music”</i> Complete Analyzing Figurative Language: Personification and Simile Complete Connecting with the Poet (choose 3)
	138		138	
		Watch Lesson 72 video (9:50) // Read Lesson 72 text Complete Lesson 72 activities – Organize and Draft Body Paragraph #2		Watch Day 3 video (2:05) // Read Day 3 text Complete Elements of Poetry: Alliteration
	139		139	
		Watch Lesson 73 video (7:02) // Read Lesson 73 text Complete Lesson 73 activities – Organize and Draft Body Paragraph #3		Read Day 4 text Complete <u>one</u> of the following: Writing Poetry Speaking and Listening
	140		140	
		Watch Lesson 74 video (5:37) // Read Lesson 74 text Complete Lesson 74 activities – Organize and Draft Opening Paragraph		Watch Day 5 video (1:27) // Read Day 5 text ♦ Read <i>“Stopping by Woods on a Snowy Evening”</i> Complete Elements of Poetry: Rhyme Scheme
Week 29	141		141	One-Week Break
		Watch Lesson 75 video (7:40) // Read Lesson 75 text Complete Lesson 75 activities – Organize and Draft Closing Paragraph		
	142		142	
		Watch Lesson 76 video (5:53) // Read Lesson 76 text Complete Lesson 76 activity – Revise Word Choice		
	143		143	
		Watch Lesson 77 video (6:42) // Read Lesson 77 text Complete Lesson 77 activity – Revise Sentence Structure		

	144		144	
		Watch Lesson 78 video (0:55) // Read Lesson 78 text Complete Lesson 78 activity – Final Draft		
	145		145	
		* Complete Assessment 21 (A)		
Week 30	146		146	
		Research Project Watch Lesson 79 video (3:03) // Read Lesson 79 text		“Sarah Cynthia Sylvia Stout Would Not Take the Garbage Out” Read Day 1 text Meet the Author Making Life’s Connections
	147		147	
		Watch Lesson 80 video (10:11) // Read Lesson 80 text Complete Lesson 80 activity – Brainstorm		Watch Day 2 video (3:16) // Read Day 2 text Access the Backdrop Analyzing Figurative Language: Hyperbole Elements of Poetry: Rhythm ♦ Read “Sarah Cynthia Sylvia Stout...” Complete Analyzing Figurative Language: Hyperbole Complete Connecting with the Poet (choose 3)
	148		148	
		Watch Lesson 81 video (5:13) // Read Lesson 81 text Complete Lesson 81 activity – Research Questions		Watch Day 3 video (1:13) // Read Day 3 text Complete Elements of Poetry: Rhythm
	149		149	
	Watch Lesson 82 video (6:59) // Read Lesson 82 text		Read Day 4 text Complete <u>one</u> of the following: Writing Poetry Speaking and Listening	
150		150		
	Watch Lesson 83 video (6:40) // Read Lesson 83 text		Watch Day 5 video (0:39) // Read Day 5 text Complete Elements of Poetry: Rhyme Scheme	
Week 31	151		151	
		Watch Lesson 84 video (7:21) // Read Lesson 84 text		“I’m Nobody! Who Are You?” Read Day 1 text Meet the Author ↓ ↓

				Making Life's Connections
	152		152	
		Watch Lesson 85 video (5:43) // Read Lesson 85 text Start Lesson 85 activity – Research		Watch Day 2 video (2:48) // Read Day 2 text Access the Backdrop Analyzing Figurative Language: Simile Elements of Poetry: Voice ♦ Read “I’m Nobody! Who Are You?” Complete Analyzing Figurative Language: Simile Complete Connecting with the Poet (choose 3)
	153		153	
		Continue Lesson 85 activity – Research		Watch Day 3 video (1:57) // Read Day 3 text Complete Elements of Poetry: Voice
	154		154	
		Continue Lesson 85 activity – Research		Read Day 4 text Complete <u>one</u> of the following: Writing Poetry Speaking and Listening
155		155		
	Finish Lesson 85 activity – Research		Watch Day 5 video (1:46) // Read Day 5 text ♦ Read “Sonnet 18” Complete Elements of Poetry: Rhyme Scheme	
Week 32	156		156	
		Watch Lesson 86 video (6:02) // Read Lesson 86 text Complete Lesson 86 activity – Organize Notecards and Create Thesis Statement		“ <i>The Lady of Shalott</i> ” Read Day 1 text Meet the Author Making Life's Connections
	157		157	
	Watch Lesson 87 video (10:46) // Read Lesson 87 text Start Lesson 87 activity – Draft Body Paragraphs		Watch Day 2 video (3:33) // Read Day 2 text Access the Backdrop Analyzing Figurative Language: Imagery Elements of Poetry: Rhythm ♦ Read “ <i>The Lady of Shalott</i> ” Complete Analyzing Figurative Language: Imagery Complete Connecting with the Poet (choose 3)	

	158		158	
		* Rewatch Lesson 87 video (10:46) // Reread Lesson 87 text Continue Lesson 87 activity – Draft Body Paragraphs		Watch Day 3 video (1:45) // Read Day 3 text Complete Elements of Poetry: Rhythm
	159		159	
		Watch Lesson 88 video (6:26) // Read Lesson 88 text Complete Lesson 88 activities – Organize and Draft Opening Paragraph		Read Day 4 text Complete <u>one</u> of the following: Writing Poetry Speaking and Listening
	160		160	
		Watch Lesson 89 video (7:34) // Read Lesson 89 text Complete Lesson 89 activities – Organize and Draft Closing Paragraph		No assignment
Week 33	161		161	
		Watch Lesson 90 video (3:17) // Read Lesson 90 text Start Lesson 90 activity – Revise Word Choice		Study for Poetry Summative Assessment
	162		162	
		* Rewatch Lesson 90 video (3:17) // Reread Lesson 90 text Finish Lesson 90 activity – Revise Word Choice		Study for Poetry Summative Assessment
	163		163	
		Watch Lesson 91 video (5:40) // Read Lesson 91 text Start Lesson 91 activity – Revise Sentence Structure		Complete Poetry Summative Assessment ◆ Read “Barter” ◆ Read “The Tongue” ◆ Read “A Dream Within a Dream”
	164		164	
		* Rewatch Lesson 91 video (5:40) // Reread Lesson 91 text Finish Lesson 91 activity – Revise Sentence Structure		No assignment OR Continue Poetry Summative Assessment
	165		165	
	 Watch Lesson 92 video (2:00) // Read Lesson 92 text Start Lesson 92 activities – Final Draft (Presentation Board or Written Report)		No assignment OR Finish Poetry Summative Assessment	

Week 34	166		166	
		* Rewatch Lesson 92 video (2:00) // Reread Lesson 92 text Finish Lesson 92 activities – Final Draft (Presentation Board or Written Report)		No assignment
	167		167	
		Watch Lesson 93 video (7:32) // Read Lesson 93 text Complete Lesson 93 activity – Bibliography		No assignment
	168		168	
		* <i>Start Unit Two Comprehensive Assessment (A)</i>		No assignment
	169		169	
		* <i>Finish Unit Two Comprehensive Assessment (A)</i>		No assignment
	170		170	
		Watch Lesson 94 video (0:40) // Read Lesson 94 text Complete Lesson 94 activity – Comparing Compositions Watch End of Year Video (1:54)		No assignment